



# SMT Power Inductor – ME3220



- Miniature power inductor: 2.5 × 3.2 base × 2.0 mm tall
- Specified by NSC for their LM2830 Buck Converter

**Designer's Kit C386** contains samples of all values

**Core material** Ferrite

**Core and winding loss** See [www.coilcraft.com/coreloss](http://www.coilcraft.com/coreloss)

**Terminations** RoHS tin-silver over tin over nickel over silver. Other terminations available at additional cost.

**Weight** 56 – 65 mg

**Ambient temperature** –40°C to +85°C with Irms current, +85°C to +125°C with derated current

**Storage temperature** Component: –40°C to +125°C.

Tape and reel packaging: –40°C to +80°C

**Resistance to soldering heat** Max three 40 second reflows at +260°C, parts cooled to room temperature between cycles

**Moisture Sensitivity Level (MSL)** 1 (unlimited floor life at <30°C / 85% relative humidity)

**Failures in Time (FIT) / Mean Time Between Failures (MTBF)**

38 per billion hours / 26,315,789 hours, calculated per Telcordia SR-332

**Packaging** 2000/7" reel; 7000/13" reel Plastic tape: 12 mm wide, 0.25 mm thick, 4 mm pocket spacing, 2.25 mm pocket depth

**PCB washing** Tested with pure water or alcohol only. For other solvents, see Doc787\_PCB\_Washing.pdf

Part number <sup>1</sup>	Inductance <sup>2</sup> (µH)	DCR max <sup>3</sup> (Ohms)	SRF typ <sup>4</sup> (MHz)	Isat (A) <sup>5</sup>			Irms (A) <sup>6</sup>	
				10% drop	20% drop	30% drop	20°C rise	40°C rise
ME3220-102ML_	1.0±20%	0.058	170.7	2.7	3.0	3.2	2.0	2.6
ME3220-152ML_	1.5±20%	0.068	138.0	2.2	2.5	2.7	1.6	2.2
ME3220-222ML_	2.2±20%	0.104	92.6	1.8	2.1	2.2	1.5	2.0
ME3220-332ML_	3.3±20%	0.138	75.6	1.5	1.6	1.7	1.4	1.6
ME3220-472ML_	4.7±20%	0.190	58.2	1.2	1.4	1.5	1.0	1.3
ME3220-562ML_	5.6±20%	0.200	52.5	1.1	1.3	1.4	1.0	1.3
ME3220-682ML_	6.8±20%	0.270	46.2	1.0	1.1	1.2	0.88	1.1
ME3220-822ML_	8.2±20%	0.290	45.2	0.98	1.0	1.1	0.80	1.0
ME3220-103KL_	10±10%	0.434	39.9	0.78	1.0	1.1	0.63	0.87
ME3220-123KL_	12±10%	0.470	37.5	0.76	0.88	0.98	0.61	0.84
ME3220-153KL_	15±10%	0.520	32.5	0.70	0.80	0.90	0.58	0.83
ME3220-183KL_	18±10%	0.696	31.7	0.66	0.75	0.80	0.49	0.70
ME3220-223KL_	22±10%	0.787	29.4	0.59	0.67	0.71	0.47	0.64
ME3220-273KL_	27±10%	1.19	26.1	0.56	0.63	0.67	0.40	0.54
ME3220-333KL_	33±10%	1.27	23.0	0.50	0.57	0.60	0.39	0.53
ME3220-393KL_	39±10%	1.38	22.6	0.45	0.51	0.54	0.34	0.47
ME3220-473KL_	47±10%	1.80	20.7	0.40	0.46	0.49	0.30	0.45
ME3220-563KL_	56±10%	2.10	20.3	0.37	0.42	0.45	0.27	0.43
ME3220-683KL_	68±10%	2.30	16.3	0.34	0.38	0.41	0.26	0.38
ME3220-823KL_	82±10%	3.00	13.7	0.30	0.34	0.36	0.25	0.34
ME3220-104KL_	100±10%	3.50	13.3	0.28	0.32	0.34	0.24	0.32

1. Please specify **termination** and **packaging** codes:

**ME3220-104KLC**

**Termination:** L = RoHS tin-silver over tin over nickel over silver.

Special order:

T = RoHS tin-silver-copper (95.5/4/0.5)  
or S = non-RoHS tin-lead (63/37).

**Packaging:** C = 7" machine-ready reel. EIA-481 embossed plastic tape (2000 parts per full reel).

B = Less than full reel. In tape, but not machine ready. To have a leader and trailer added (\$25 charge), use code letter C instead.

D = 13" machine-ready reel. EIA-481 embossed plastic tape (7000 parts per full reel).

2. Inductance measured at 100 kHz, 0.1 Vrms, 0 Adc using Coilcraft SMD-A fixture in Agilent/HP 4284A impedance analyzer.
3. DCR measured on a micro-ohmmeter and Coilcraft CCF858 test fixture.
4. SRF measured using Agilent/HP 8753D network analyzer and Coilcraft SMD-D test fixture.
5. DC current at which the inductance drops the specified amount from its value without current.
6. Current that causes the specified temperature rise from 25°C ambient.
7. Electrical specifications at 25°C.

Refer to Doc 362 "Soldering Surface Mount Components" before soldering.



[www.coilcraft.com](http://www.coilcraft.com)

**US** +1-847-639-6400 [sales@coilcraft.com](mailto:sales@coilcraft.com)

**UK** +44-1236-730595 [sales@coilcraft-europe.com](mailto:sales@coilcraft-europe.com)

**Taiwan** +886-2-2264 3646 [sales@coilcraft.com.tw](mailto:sales@coilcraft.com.tw)

**China** +86-21-6218 8074 [sales@coilcraft.com.cn](mailto:sales@coilcraft.com.cn)

**Singapore** + 65-6484 8412 [sales@coilcraft.com.sg](mailto:sales@coilcraft.com.sg)

Document 380-1 Revised 02/17/12

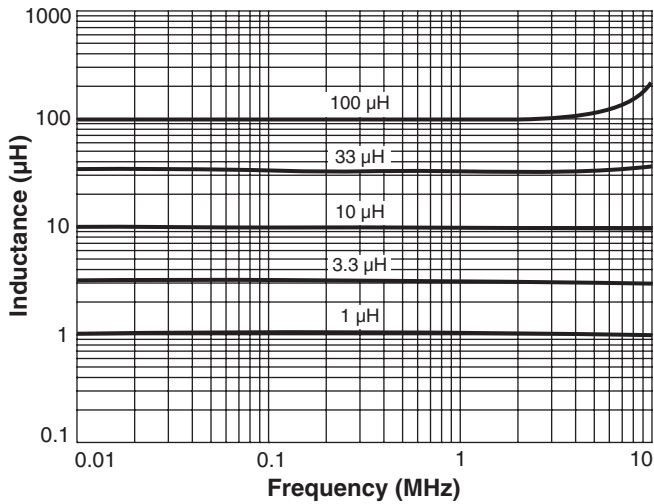
© Coilcraft Inc. 2013

This product may not be used in medical or high risk applications without prior Coilcraft approval. Specification subject to change without notice. Please check web site for latest information.

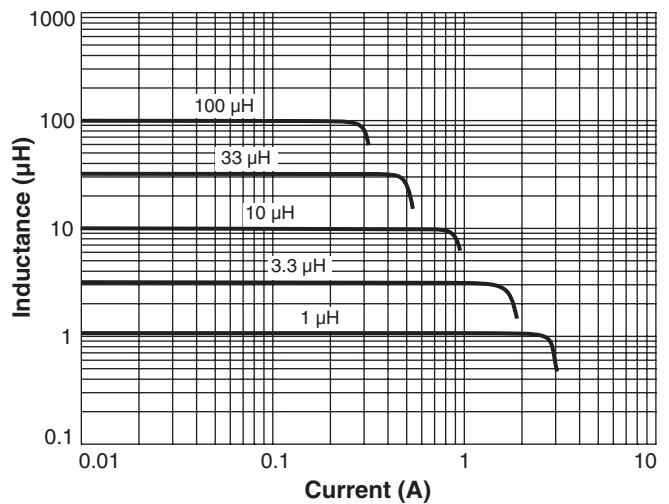


# SMT Power Inductor – ME3220 Series

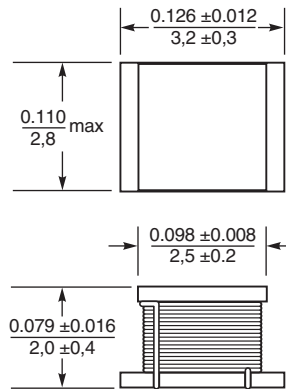
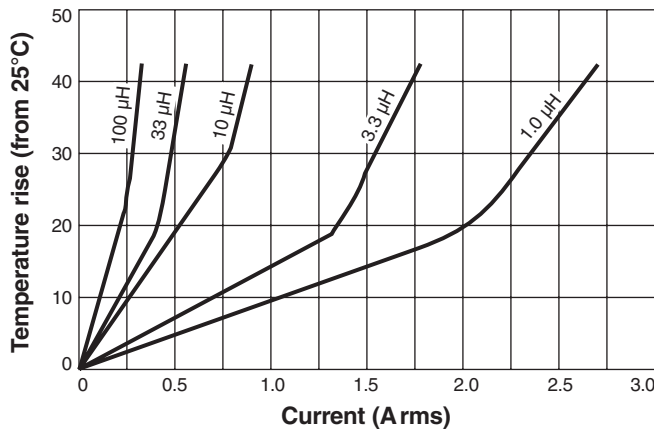
## Typical L vs Frequency



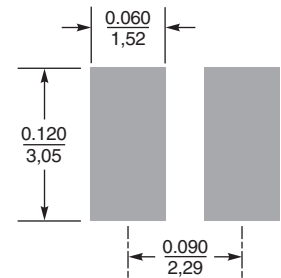
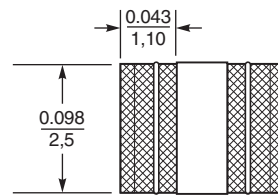
## Typical L vs Current



## Typical Temperature Rise vs Current

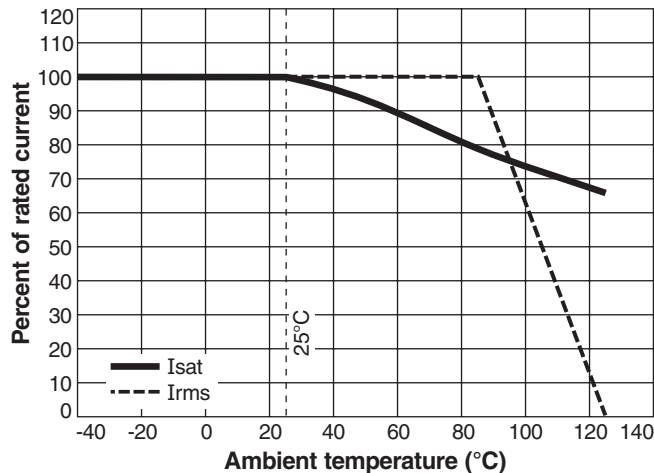


### Recommended Land Pattern



Dimensions are in inches / mm

## Current Derating



**US** +1-847-639-6400 sales@coilcraft.com  
**UK** +44-1236-730595 sales@coilcraft-europe.com  
**Taiwan** +886-2-2264 3646 sales@coilcraft.com.tw  
**China** +86-21-6218 8074 sales@coilcraft.com.cn  
**Singapore** + 65-6484 8412 sales@coilcraft.com.sg

Document 380-2 Revised 02/17/12  
 © Coilcraft Inc. 2013  
 This product may not be used in medical or high risk applications without prior Coilcraft approval. Specification subject to change without notice. Please check web site for latest information.