

REV. C	SHEET 1 OF 2	DOCUMENT NO. C10-73758()-()
REVISIONS		
REV.	DESCRIPTION	DATE
C	UPDATE SPEC.	2017-02-17

GENERAL TOLERANCE

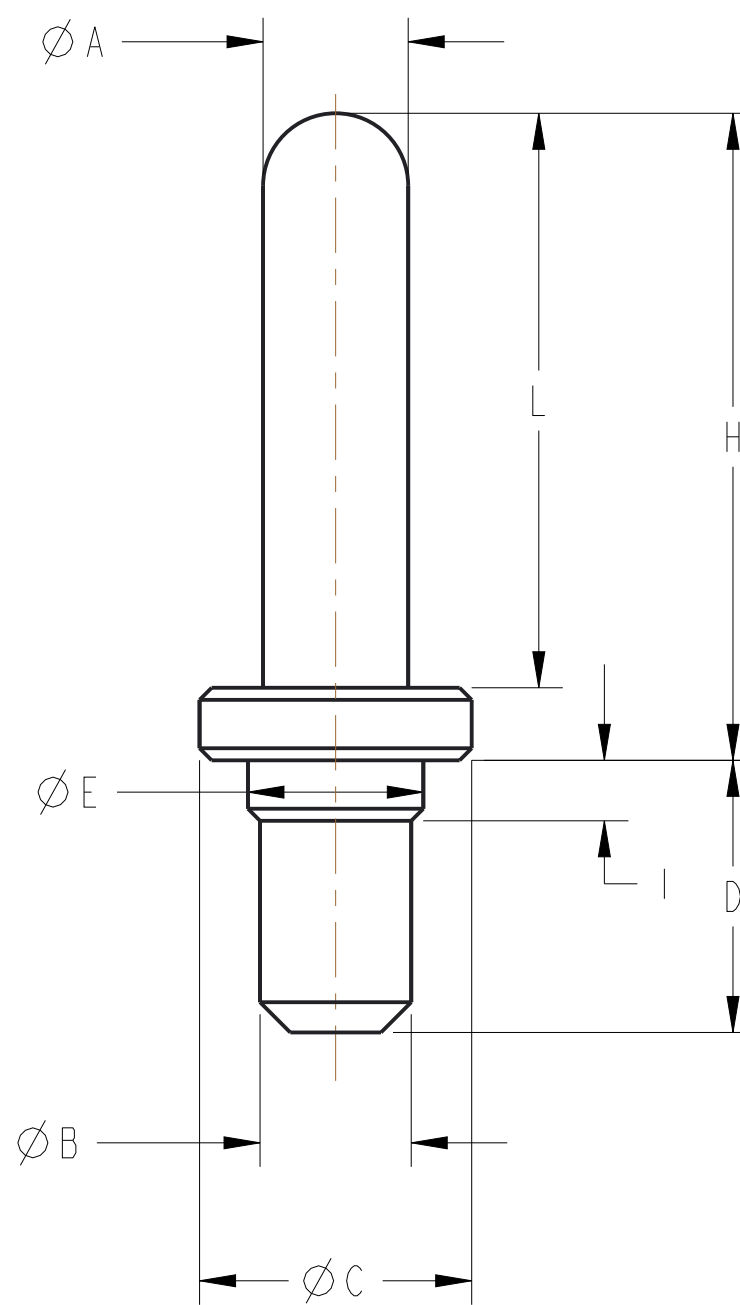
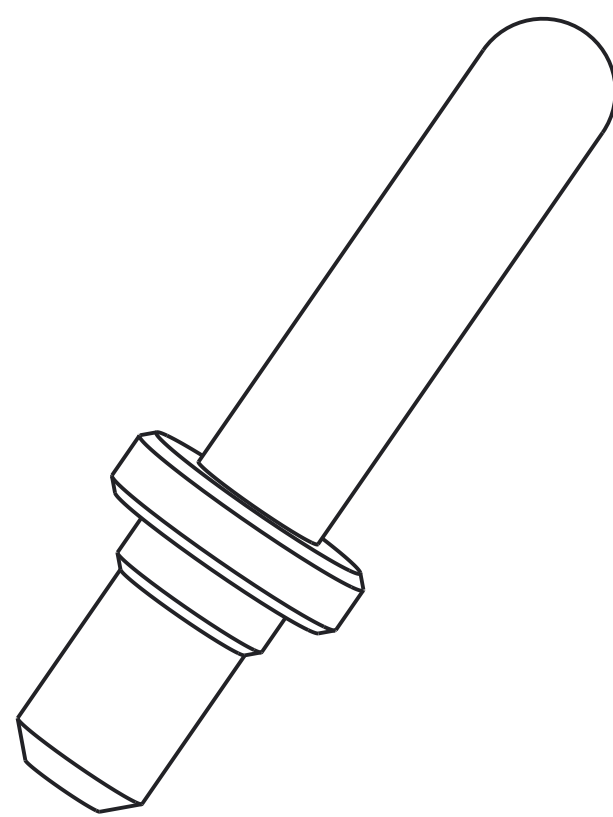
DIM. RANGE	0.5 ~ 3	> 3 ~ 6	> 6 ~ 30	> 30 ~ 120	> 120 ~ 400
TOLERANCE	±0.1	±0.1	±0.2	±0.3	±0.5

CUSTOMER DRAWING

PART NUMBER	PCB THICKNESS (mm) (SEE NOTE3)	ØA	ØB	ØE	ØC	D (SEE NOTE2)	L (REFER TO XXX)	H (=L+1.2)	RATED CURRENT	RADSOK SIZE
C10-737582-XXX	3.0	Ø2.4±0.03	Ø2.5	Ø2.9±0.05	Ø4.5	4.5	EXAMPLE: 9.5	10.7 REF	35A	ST 2.4MM
C10-737583-XXX	3.0	Ø3.0±0.03	Ø2.5	Ø2.9±0.05	Ø5.0	4.5	EXAMPLE: 13.8	15 REF	60A	ST 3.0MM
C10-737584-XXX	3.0	Ø3.6±0.03	Ø3.5	Ø3.9±0.05	Ø6.0	4.5	EXAMPLE: 15.3	16.5 REF	70A	ST 3.6MM
C10-737585-XXX	3.0	Ø5.7±0.04	Ø4.5	Ø4.9±0.05	Ø7.5	4.5	EXAMPLE: 17.8	19 REF	120A	ST 5.7MM
C10-737586-XXX	3.0	Ø6.0±0.04	Ø5.5	Ø5.9±0.05	Ø8.0	4.5	EXAMPLE: 24.3	25.5 REF	150A	ST 6.0MM
C10-737587-XXX	3.0	Ø8.0±0.05	Ø6.5	Ø6.9±0.05	Ø10.0	4.5	EXAMPLE: 24.5	25.7 REF	200A	ST 8.0MM

25-08160
 25-08161
 25-08162

XXX: THE LAST 3 DIGITS(-XXX) OF THE P/N DENOTE THE LENGTH OF THE PIN (DIMENSION L).
 EXAMPLE: USE C10-737582-205 FOR A 20.5MM LONG PIN.



- 4. THE PART IS ONLY SUIT FOR WAVE SOLDERING PROCESS
- 3. WHEN CHOOSING A NEW PCB THICKNESS, A NEW PART NUMBER NEED TO BE ASSIGNED.
- 2. DIMENSION "D" IS DEPENDENT ON CUSTOMER'S PCB THICKNESS.
- 1. THE REFERENCED PRODUCT IS IN COMPLIANCE WITH THE MAXIMUM CONCENTRATION VALUES (MCVS) AS SET BY ROHS 2.0 DIRECTIVE 2011/65/EU AND ANNEX II AMENDMENT DIRECTIVE (EU)2015/863.

NOTES:

THIS DOCUMENT CONTAINS PROPRIETARY INFORMATION AND SUCH INFORMATION MAY NOT BE DISCLOSED TO OTHERS FOR ANY PURPOSE OR USED FOR MANUFACTURING PURPOSES WITHOUT WRITTEN PERMISSION FROM THE AMPHENOL CORP.

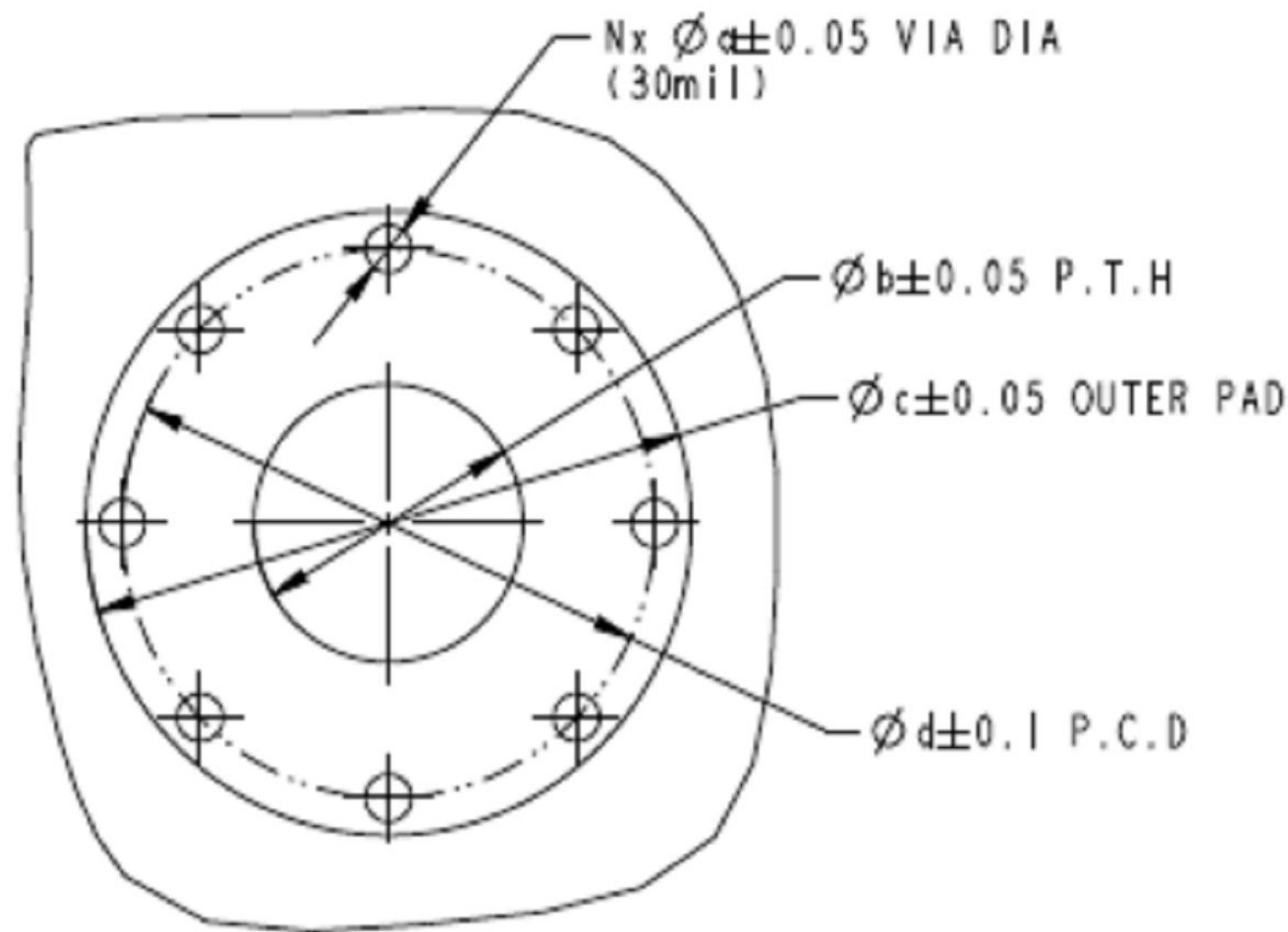
N/A	PRO/ENGINEER INFORMATION
NEXT ASSEMBLY	Pro/e Model Used:
METRIC DOCUMENT	Drawing Name:
	C10-73758X

UNLESS OTHERWISE SPECIFIED	SPECIFICATIONS	POS	QTY	PART NUMBER	DESCRIPTION	NOTE
LINEAR DIMENSIONS ARE IN: MILLIMETERS TOLERANCES: ANGLES= ±2° DEFAULT LINEAR TOLERANCES SEE TABLE DIM. & TOL. PER ASME Y14.5M-1994; DRM PER MIL-DTL-31000; OTHER AMPHENOL STANDARDS: 9-9318	MATERIAL SPEC. COPPER PROCESS SPEC. SILVER 150u" MIN OVER NICKEL				AMPHENOL INDUSTRIAL OPERATIONS Amphenol Technology(Zhuhai)Co.,Ltd No.63, Xingnan Road, Sanzao Town, Jinwan, Zhuhai, PRC	
LEGENDS: △=FLAG NOTE CALL OUT REFERENCE ONLY		APPROVALS PREPARED BY PACEY CHEN ENGINEER IN CHARGE PACEY CHEN DESIGN MANAGER ROB WENG DESIGN ACTIVITY GROUP C&I	DATE Feb-17-17		MATING PIN SOLDER TYPE	
		THIRD ANGLE PROJECTION				
				SIZE C	CAGE CODE 77820	DOCUMENT NO. C10-73758()-()
				SCALE: 8.0	REF. N/A	SHEET 1 OF 2

C10-73758()-()
 SHEET 1 OF 2
 REV. C

C10-73758()-()
 SHEET 1 OF 2
 REV. C

Radsert P/N	N (Quantity of Vias)	a (Via dia)	b (P.T.H)	c (Outer Pad)	d (Via P.C.D)
C10-737582-XXX	8	0.76	3.1	7	6
C10-737583-XXX	13	0.76	3.1	7.5	6.5
C10-737584-XXX	15	0.76	4.1	8.5	7.5
C10-737585-XXX	25	0.76	5.1	10	9
C10-737586-XXX	31	0.76	6.1	10.5	9.5
C10-737587-XXX	41	0.76	7.1	12.5	11.5



RECOMMENDED PCB LAYOUT
(VIAS ARE EQUALLY SPACES)

NOTES:

THIS DOCUMENT CONTAINS PROPRIETARY INFORMATION AND SUCH INFORMATION MAY NOT BE DISCLOSED TO OTHERS FOR ANY PURPOSE OR USED FOR MANUFACTURING PURPOSES WITHOUT WRITTEN PERMISSION FROM THE AMPHENOL CORP.

SIZE C	CAGE CODE 77820	DOCUMENT NO. C10-73758()-()	REV. C
SCALE: 8.0		REF: N/A	SHEET 2 OF 2