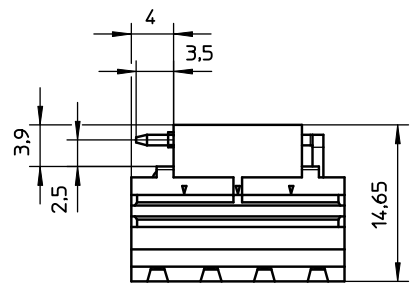
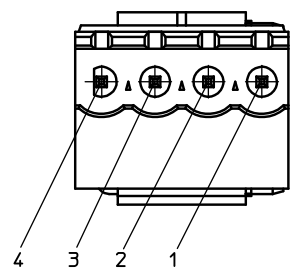
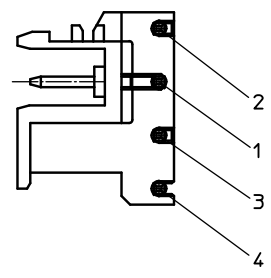
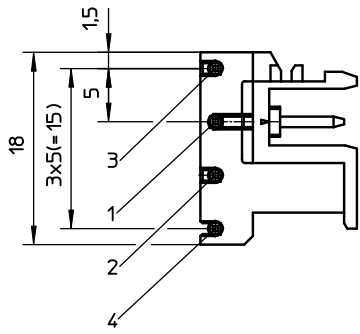
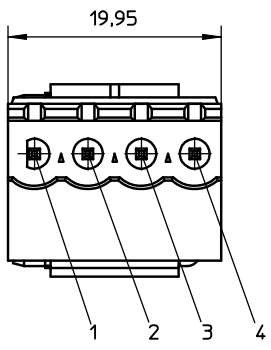


The copying, distribution and utilization of this document as well as the communication of the contents to others without expressed authorization is prohibited according to §18 UWG German Law. Offenders will be held liable for the payment of damages according to §9 UWG German Law. All rights reserved, in particular the right to carry out patent utility model or ornamental design registrations.
Flachsmarkstraße 8 D-32825 Blomberg

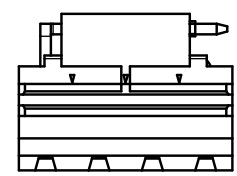
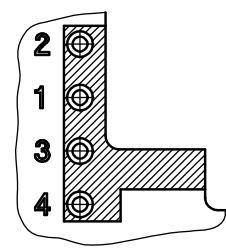
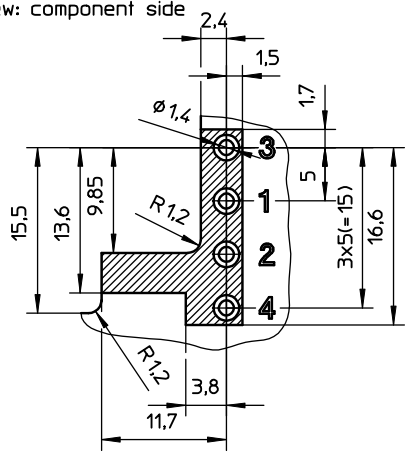
Weitergabe sowie Vervielfältigung dieses Dokuments, Verwertung und Mitteilung seines Inhalts gemäß §9 UWG verboten, soweit nicht ausdrücklich gestattet. Zuwiderhandlungen verpflichten zu Schadenersatz (§9 UWG). Alle Rechte, insbesondere das Recht, Patent-, Gebrauchsmuster- oder Geschmacksmusteranmeldungen durchzuführen, Phoenix Contact GmbH & Co. KG

MSTBO 2,5/ 4-G1L-5,0

MSTBO 2,5/ 4-G1R-5,0



Recommended Drilling Plan view: component side



General Information

- Simplified representation
- Restricted area
- Document excluded from change process
- CAD Data see Download-Center on www.phoenixcontact.com
- When using the base strip in housings from Phoenix Contact the PCB outline housing series must be used.

						00	date	name	ident.-No. / RI	material	scale	dim.var.
						creat.	04.02.10	pboa01	----- / --	-----	2:1	
						check	01.06.10	evbf02	SAP change-No.	part-rev.		
						DIN A3			document-type	document-No.	surface in µm	
02	01.02.11	3D aktualisiert		pbjp03	30.05.11	evbf02			KUNDENZUG-SELECT	00542524		
01	13.07.10	Restricted area		pboa01	28.09.10	evbf02			description			
RI	date	revision		name	check.on	name	page	of 1	MSTBO 2,5/ 4-G1L/R-5,0			