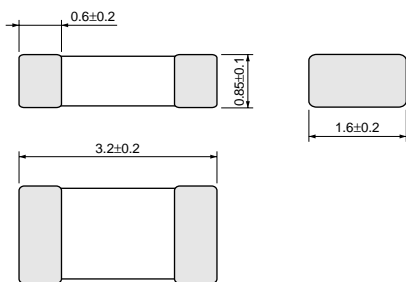


# Chip Inductor (Chip Coil) Power Inductor (Multilayer Type)

## LQM31P\_00 Series (1206 Size)

### ■ Dimensions



(in mm)

### ■ Packaging

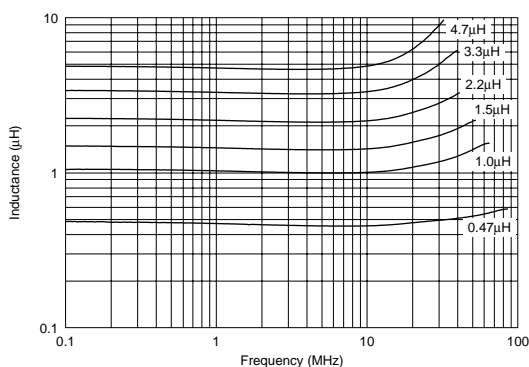
Code	Packaging	Minimum Quantity
L	180mm Embossed Tape	3000
B	Bulk(Bag)	1000

### ■ Rated Value (□: packaging code)

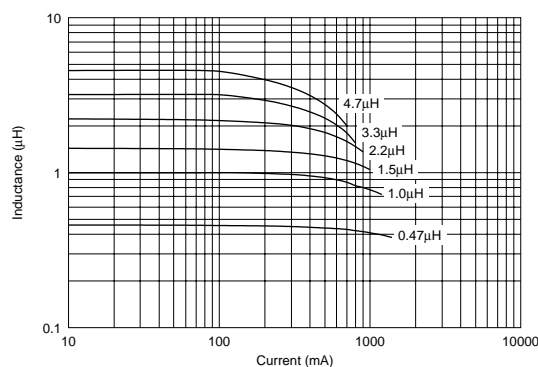
Part Number	Inductance	Rated Current	DC Resistance	Self Resonance Frequency (min.)
LQM31PNR47M00□	0.47μH±20%	1400mA	0.07ohm±25%	80MHz
LQM31PN1R0M00□	1.0μH±20%	1200mA	0.12ohm±25%	60MHz
LQM31PN1R5M00□	1.5μH±20%	1000mA	0.14ohm±25%	50MHz
LQM31PN2R2M00□	2.2μH±20%	900mA	0.19ohm±25%	40MHz
LQM31PN3R3M00□	3.3μH±20%	800mA	0.24ohm±25%	30MHz
LQM31PN4R7M00□	4.7μH±20%	700mA	0.30ohm±25%	25MHz

Test Frequency: 1MHz    Class of Magnetic Shield: Magnetic shield of ferrite    Operating Temperature Range: -55°C to +125°C

### ■ Inductance-Frequency Characteristics (Typ.)



### ■ Inductance-Current Characteristics (Typ.)




Continued on the following page.

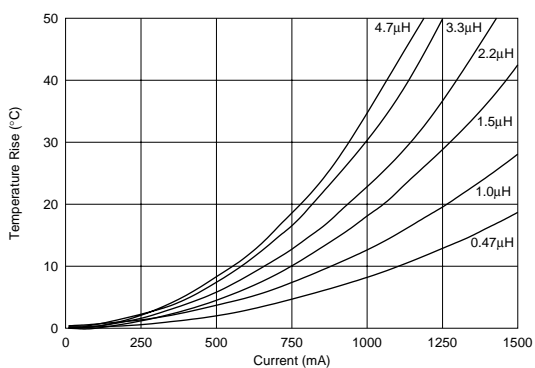
● This data sheet is applied for CHIP INDUCTORS (CHIP COILS) used for General Electronics equipment for your design.

### ⚠ Note:

1. This datasheet is downloaded from the website of Murata Manufacturing co., Ltd. Therefore, it's specifications are subject to change or our products in it may be discontinued without advance notice. Please check with our sales representatives or product engineers before ordering.
2. This datasheet has only typical specifications because there is no space for detailed specifications. Therefore, please approve our product specifications or transact the approval sheet for product specifications before ordering.

 Continued from the preceding page.

### ■ Temperature Rise Characteristics (Typ.)



### ■ ⚠ Caution/Notice

#### ⚠ Caution (Rating)

Do not use products beyond the rated current as this may create excessive heat.

#### Notice

Solderability of Tin plating termination chip might be deteriorated when low temperature soldering profile where peak solder temperature is below the Tin melting point is used. Please confirm the solderability of Tin plating termination chip before use.

● This data sheet is applied for CHIP INDUCTORS (CHIP COILS) used for General Electronics equipment for your design.

#### ⚠ Note:

1. This datasheet is downloaded from the website of Murata Manufacturing co., Ltd. Therefore, it's specifications are subject to change or our products in it may be discontinued without advance notice. Please check with our sales representatives or product engineers before ordering.
2. This datasheet has only typical specifications because there is no space for detailed specifications. Therefore, please approve our product specifications or transact the approval sheet for product specifications before ordering.