

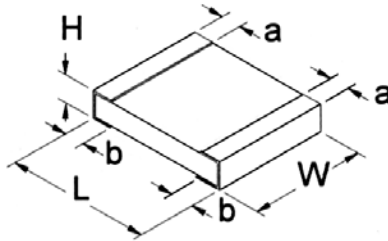
- Features:
- High power metal alloy current sense resistor
 - Very low inductance (0.5nH to 5nH)
 - High temperature performance up to 225°C; for operation up to 275°C, contact factory
 - Excellent frequency response
 - Low thermal EMF (<1μV/C)
 - Proprietary processing technique produces extremely low resistance values
 - RoHS compliant / lead-free



Electrical Specifications

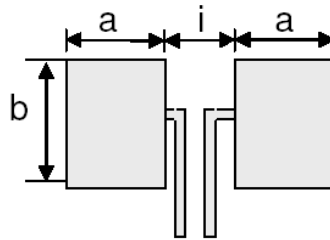
| Type/Code | Maximum Power Rating (Watts) | Maximum Rating Current (A) | Maximum Overload Current (A) | TCR (ppm/°C) | Ohmic Range (Ω) and Tolerance | |
|-----------|------------------------------|----------------------------|------------------------------|--------------|-------------------------------|-----------------|
| | | | | | 0.5% | 1%, 2%, 5% |
| CSS1206 | 1 | 31.62 | 63.25 | ±50 ppm/°C | - | 0.001 - 0.004 |
| | | | | ±25 ppm/°C | 0.007 - 0.015 | 0.005 - 0.015 |
| | | | | ±15 ppm/°C | 0.016 - 0.05 | 0.016 - 0.05 |
| CSS2010 | 1 | 31.62 | 63.25 | ±50 ppm/°C | - | 0.001 - 0.003 |
| | | | | ±25 ppm/°C | - | 0.004 - 0.006 |
| | | | | ±15 ppm/°C | 0.007 - 0.1 | 0.007 - 0.1 |
| CSS2512 | 2 | 63.25 | 141.42 | ±50 ppm/°C | - | 0.0005 - 0.003 |
| | | | | ±25 ppm/°C | - | 0.004 - 0.006 |
| | | | | ±15 ppm/°C | 0.007 - 0.075 | 0.007 - 0.075 |
| CSSH2512 | 3 | 77.46 | 134.16 | ±50 ppm/°C | - | 0.0005 - 0.0025 |
| | | | | ±25 ppm/°C | 0.007 - 0.01 | 0.003 - 0.01 |
| CSS2725 | 4 | 126.49 | 252.95 | ±50 ppm/°C | - | 0.00025 - 0.003 |
| CSS2728 | 3 | 27.39 | 47.43 | ±25 ppm/°C | 0.004 - 0.007 | 0.004 - 0.007 |
| | | | | ±15 ppm/°C | 0.008 - 0.1 | 0.008 - 0.1 |
| CSSH2728 | 4 | 31.62 | 63.25 | ±25 ppm/°C | 0.004 - 0.007 | 0.004 - 0.007 |
| | | | | ±15 ppm/°C | 0.008 - 0.05 | 0.008 - 0.05 |
| CSS4527 | 5 | 100 | 173 | ±50 ppm/°C | 0.007 - 0.12 | 0.0005 - 0.12 |

Please refer to the High Power Resistor Application Note (page 6) for more information on designing and implementing high power resistor types.



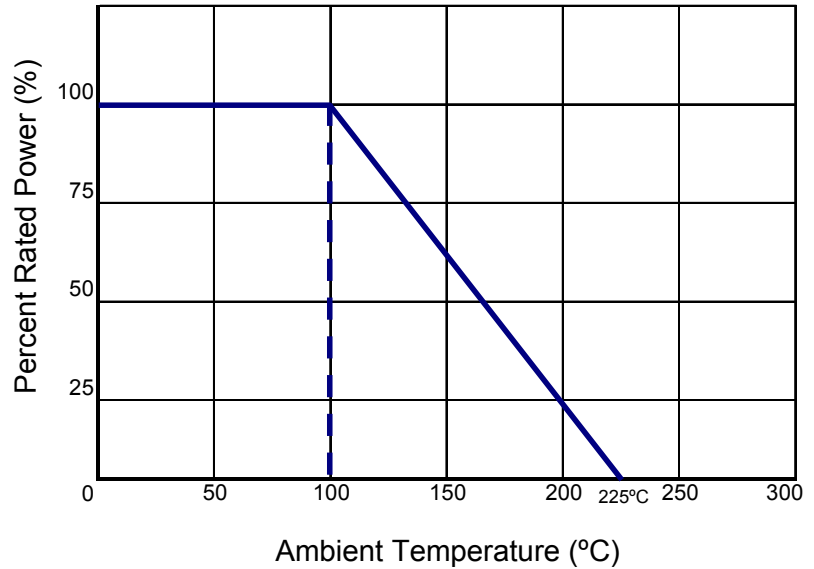
Mechanical Specifications

| Type/Code | Maximum Power Rating (Watts) | Resistance Range (Ω) | L | W | H | a | b | Unit |
|-----------|------------------------------|----------------------------------|---------------------------------------|--------------------------------------|--------------------------------------|--------------------------------------|--------------------------------------|--------------|
| CSS1206 | 1 | 0.001 - 0.05 | 0.126 \pm 0.010 3.20 \pm 0.25 | 0.063 \pm 0.010 1.60 \pm 0.25 | 0.025 \pm 0.010 0.65 \pm 0.25 | 0.020 \pm 0.010 0.51 \pm 0.25 | 0.020 \pm 0.010 0.51 \pm 0.25 | inches mm |
| CSS2010 | 1 | 0.001 - 0.003 | 0.200 \pm 0.010 5.08 \pm 0.25 | 0.100 \pm 0.010 2.54 \pm 0.25 | 0.031 \pm 0.010 0.79 \pm 0.25 | 0.051 \pm 0.010 1.30 \pm 0.25 | 0.051 \pm 0.010 1.30 \pm 0.25 | inches mm |
| | | 0.0031 - 0.1 | 0.200 \pm 0.010 5.08 \pm 0.25 | 0.100 \pm 0.010 2.54 \pm 0.25 | 0.025 \pm 0.010 0.65 \pm 0.25 | 0.031 \pm 0.010 0.79 \pm 0.25 | 0.031 \pm 0.010 0.79 \pm 0.25 | inches mm |
| CSS2512 | 2 | 0.0005 - 0.004 | 0.246 \pm 0.010 6.25 \pm 0.25 | 0.130 \pm 0.010 3.30 \pm 0.25 | 0.031 \pm 0.010 0.79 \pm 0.25 | 0.074 \pm 0.010 1.88 \pm 0.25 | 0.074 \pm 0.010 1.88 \pm 0.25 | inches mm |
| | | 0.0041 - 0.075 | 0.246 \pm 0.010 6.25 \pm 0.25 | 0.130 \pm 0.010 3.30 \pm 0.25 | 0.025 \pm 0.010 0.65 \pm 0.25 | 0.044 \pm 0.010 1.12 \pm 0.25 | 0.044 \pm 0.010 1.12 \pm 0.25 | inches mm |
| CSSH2512 | 3 | 0.0005 | 0.246 \pm 0.010 6.25 \pm 0.25 | 0.130 \pm 0.010 3.30 \pm 0.25 | 0.031 \pm 0.010 0.79 \pm 0.25 | 0.074 \pm 0.010 1.88 \pm 0.25 | 0.074 \pm 0.010 1.88 \pm 0.25 | inches mm |
| | | 0.0006 - 0.0029 0.0041 - 0.01 | 0.246 \pm 0.010 6.25 \pm 0.25 | 0.130 \pm 0.010 3.30 \pm 0.25 | 0.031 \pm 0.010 0.79 \pm 0.25 | 0.044 \pm 0.010 1.12 \pm 0.25 | 0.044 \pm 0.010 1.12 \pm 0.25 | inches mm |
| | | 0.003 - 0.004 | 0.246 \pm 0.010 6.25 \pm 0.25 | 0.130 \pm 0.010 3.30 \pm 0.25 | 0.031 \pm 0.010 0.79 \pm 0.25 | 0.066 \pm 0.010 1.68 \pm 0.25 | 0.066 \pm 0.010 1.68 \pm 0.25 | inches mm |
| CSS2725 | 4 | 0.00025, 0.0005 | 0.268 \pm 0.010 6.81 \pm 0.25 | 0.254 \pm 0.010 6.45 \pm 0.25 | 0.039 \pm 0.010 0.99 \pm 0.25 | 0.085 \pm 0.010 2.16 \pm 0.25 | 0.085 \pm 0.010 2.16 \pm 0.25 | inches mm |
| | | 0.001 | 0.268 \pm 0.010 6.81 \pm 0.25 | 0.254 \pm 0.010 6.45 \pm 0.25 | 0.043 \pm 0.010 1.09 \pm 0.25 | 0.085 \pm 0.010 2.16 \pm 0.25 | 0.085 \pm 0.010 2.16 \pm 0.25 | inches mm |
| | | 0.0015 | 0.268 \pm 0.010 6.81 \pm 0.25 | 0.254 \pm 0.010 6.45 \pm 0.25 | 0.039 \pm 0.010 0.99 \pm 0.25 | 0.085 \pm 0.010 2.16 \pm 0.25 | 0.085 \pm 0.010 2.16 \pm 0.25 | inches mm |
| | | 0.002 | 0.268 \pm 0.010 6.81 \pm 0.25 | 0.254 \pm 0.010 6.45 \pm 0.25 | 0.035 \pm 0.010 0.89 \pm 0.25 | 0.071 \pm 0.010 1.80 \pm 0.25 | 0.071 \pm 0.010 1.80 \pm 0.25 | inches mm |
| | | 0.0025 | 0.268 \pm 0.010 6.81 \pm 0.25 | 0.254 \pm 0.010 6.45 \pm 0.25 | 0.035 \pm 0.010 0.89 \pm 0.25 | 0.065 \pm 0.010 1.65 \pm 0.25 | 0.065 \pm 0.010 1.65 \pm 0.25 | inches mm |
| | | 0.003 | 0.268 \pm 0.010 6.81 \pm 0.25 | 0.254 \pm 0.010 6.45 \pm 0.25 | 0.035 \pm 0.010 0.89 \pm 0.25 | 0.051 \pm 0.010 1.30 \pm 0.25 | 0.051 \pm 0.010 1.30 \pm 0.25 | inches mm |
| CSS2728 | 3 | 0.004 - 0.1 | 0.264 \pm 0.010 6.71 \pm 0.25 | 0.283 \pm 0.010 7.19 \pm 0.25 | 0.039 \pm 0.010 0.99 \pm 0.25 | 0.045 \pm 0.010 1.14 \pm 0.25 | 0.045 \pm 0.010 1.14 \pm 0.25 | inches mm |
| CSSH2728 | 4 | 0.004 - 0.1 | 0.264 \pm 0.010 6.71 \pm 0.25 | 0.283 \pm 0.010 7.19 \pm 0.25 | 0.039 \pm 0.010 0.99 \pm 0.25 | 0.045 \pm 0.010 1.14 \pm 0.25 | 0.045 \pm 0.010 1.14 \pm 0.25 | inches mm |
| CSS4527 | 5 | 0.0005 - 0.005 | 0.450 \pm 0.010 11.43 \pm 0.25 | 0.270 \pm 0.010 6.85 \pm 0.25 | 0.059 \pm 0.010 1.50 \pm 0.25 | 0.038 \pm 0.010 0.97 \pm 0.25 | 0.127 \pm 0.010 3.22 \pm 0.25 | inches mm |
| | | 0.0051 - 0.1 | 0.450 \pm 0.010 11.43 \pm 0.25 | 0.270 \pm 0.010 6.85 \pm 0.25 | 0.059 \pm 0.010 1.50 \pm 0.25 | 0.038 \pm 0.010 0.97 \pm 0.25 | 0.071 \pm 0.010 1.82 \pm 0.25 | inches mm |



| Solder Pad Dimensions | | | | | | |
|-----------------------|------------------------------|----------------------------------|---------------|---------------|---------------|--------------|
| Type/Code | Maximum Power Rating (Watts) | Resistance Range (Ω) | a | b | i | Unit |
| CSS1206 | 1 | 0.001 - 0.05 | 0.063 1.60 | 0.086 2.18 | 0.039 1.00 | inches mm |
| CSS2010 | 1 | 0.001 - 0.003 | 0.114 2.89 | 0.115 2.92 | 0.048 1.22 | inches mm |
| | | 0.0031 - 0.1 | 0.090 2.29 | 0.115 2.92 | 0.095 2.41 | inches mm |
| CSS2512 | 2 | 0.0005 - 0.004 | 0.120 3.05 | 0.145 3.68 | 0.050 1.27 | inches mm |
| | | 0.0041 - 0.075 | 0.083 2.11 | 0.145 3.68 | 0.125 3.18 | inches mm |
| CSSH2512 | 3 | 0.0005 | 0.120 3.05 | 0.145 3.68 | 0.050 1.27 | inches mm |
| | | 0.0006 - 0.0029 0.0041 - 0.01 | 0.086 2.19 | 0.145 3.68 | 0.118 3.00 | inches mm |
| | | 0.003 - 0.004 | 0.110 2.79 | 0.145 3.68 | 0.071 1.80 | inches mm |
| CSS2725 | 4 | 0.00025 - 0.003 | 0.125 3.18 | 0.270 6.86 | 0.052 1.32 | inches mm |
| CSS2728 | 3 | 0.004 - 0.1 | 0.108 2.75 | 0.308 7.82 | 0.138 3.51 | inches mm |
| CSSH2728 | 4 | 0.004 - 0.1 | 0.108 2.75 | 0.308 7.82 | 0.138 3.51 | inches mm |
| CSS4527 | 5 | 0.0005 - 0.005 | 0.189 4.80 | 0.344 8.74 | 0.217 5.51 | inches mm |
| | | 0.0051 - 0.12 | 0.134 3.40 | 0.344 8.74 | 0.327 8.31 | inches mm |

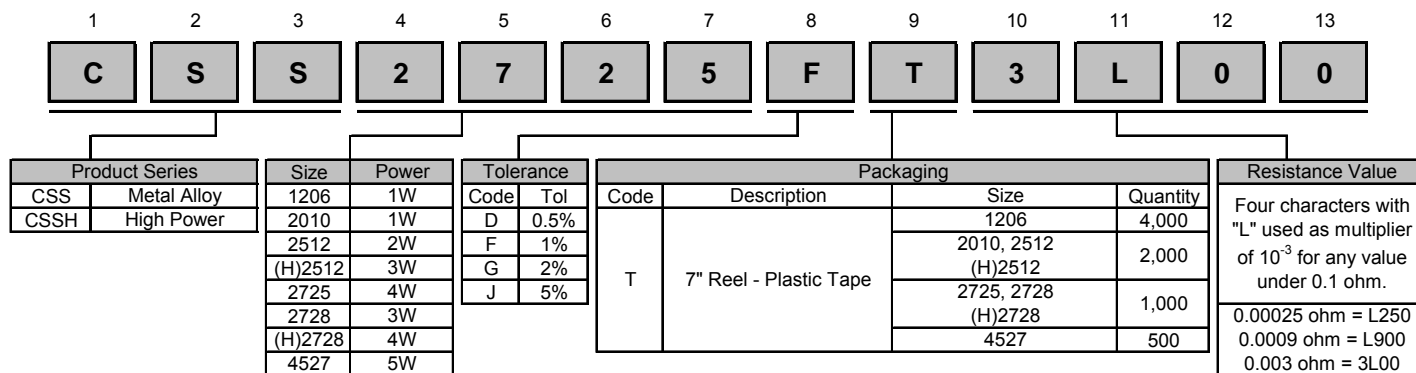
Power Derating Curve:



| Performance Characteristics | | | |
|---|---|-------------------|--|
| Test Item | Condition of Test | Test Method | Test Limits |
| Temperature Coefficient of Resistance (TCR) | $TCR (ppm/^{\circ}C) = \frac{(R2-R1)}{R1 (T2-T1)} \times 10^6$ R1: resistance of room temperature (T1) R2: resistance of 150°C (T2) | JIS C 5201-1 4.8 | Per specification (refer to Electrical Specification table) |
| Short Time Overload (rating power duration = 5 seconds) | The number of rated power are as follows: 1. CSS1206-1W: 4 times rated power 2. CSS2010-1W: 4 times rated power 3. CSS2512-2W: 5 times rated power 4. CSSH2512-3W: 3 times rated power 5. CSS2725-4W: 4 times rated power 6. CSS2728-3W: 3 times rated power 7. CSSH2728-4W: 4 times rated power 8. CSS4527-5W: 3 times rated power | JIS C 5201-1 4.13 | $(\Delta R/R1) \leq \pm 0.5\%$ $(\Delta R/R1) \leq \pm 2\%$ |
| Insulation Resistance | 100±15V DC for 1 minute | JIS C 5201-1 4.6 | $\geq 10^9 \Omega$ |
| Dielectric Withstanding Voltage | Applied 500V AC for 1 minute and limit surge current 50mA (max) | JIS C 5201-1 4.7 | Without break down |

Operating Temperature Range: -55°C to +225°C. Contact factory for operation at higher temperatures.

How to Order



CSS2725FT3L00

Legacy Part Number (before January 3, 2011):

| SEI Type | | Code | | | Nominal Resistance | Tolerance | Packaging | | |
|----------|-------------|----------|---------|------|--------------------|-----------|-----------|----------|----------------------|
| CSS | | 2725 | | | 0.003 | 1% | R | | |
| Type | Description | Code | Wattage | Size | Tolerance | | SEI Types | Quantity | Description |
| CSS | Metal Alloy | 1206 | 1W | 1206 | 0.5% | R | CSS1206 | 4,000 | 7" reel plastic tape |
| CSSH | High Power | 2010 | 1W | 2010 | 1% | | CSS2010 | 2,000 | |
| | | 2512 | 2W | 2512 | 2% | | CSS2512 | | |
| | | (H) 2512 | 3W | 2512 | 5% | | CSSH2512 | | |
| | | 2725 | 4W | 2725 | | | CSS2725 | 1,000 | |
| | | 2728 | 3W | 2728 | | | CSS2728 | | |
| | | (H) 2728 | 4W | 2728 | | | CSSH2728 | | |
| | | 4527 | 5W | 4527 | | | CSS4527 | 500 | |

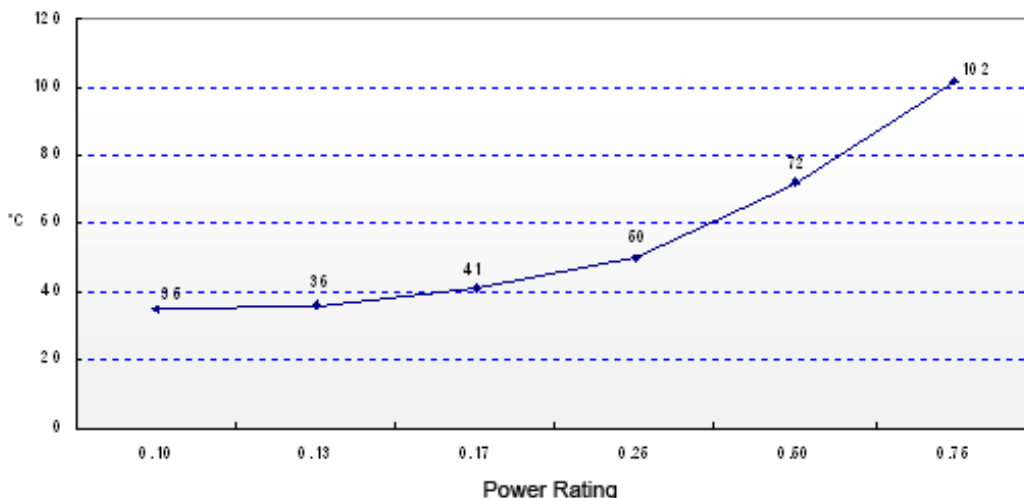
High Power Chip Resistors and Thermal Management

Stackpole has developed several surface mount resistor series in addition to our current sense resistors, which have had higher power ratings than standard resistor chips. This has caused some uncertainty and even confusion by users as to how to reliably use these resistors at the higher power ratings in their designs.

The data sheets for the RHC, RMCP, RNCP, CSR, CSRN, CSRF, CSS, and CSSH state that the rated power assumes an ambient temperature of no more than 100 degrees C for the CSS / CSSH series and 70 degrees C for all other high power resistor series. In addition, IPC and UL best practices dictate that the combined temperature on any resistor due to power dissipated and ambient air shall be no more than 105C. At first glance this wouldn't seem too difficult, however the graph below shows typical heat rise for the CSR ½ 100 milliohm at full rated power. The heat rise for the RMCP and RNCP would be similar. The RHC with its unique materials, design, and processes would have less heat rise and therefore would be easier to implement for any given customer.

CSR1206 100m Surface Temp Rise

Test equipment:
Chroma Programmable DC Power Supply
YF-162 Type-K thermometer



The 102 degrees C heat rise shown here would indicate there will be additional thermal reduction techniques needed to keep this part under 105C total hot spot temperature if this part is to be used at 0.75 watts of power. However, this same part at the usual power rating for this size would have a heat rise of around 72 degrees C. This additional heat rise may be dealt with using wider conductor traces, larger solder pads and land patterns under the solder mask, heavier copper in the conductors, vias through PCB, air movement, and heat sinks, among many other techniques. Because of the variety of methods customers can use to lower the effective heat rise of the circuit, resistor manufacturers simply specify power ratings with the limitations on ambient air temperature and total hot spot temperatures and leave the details of how to best accomplish this to the design engineers. Design guidelines for products in various market segments can vary widely so it would be unnecessarily constraining for a resistor manufacturer to recommend the use of any of these methods over another.

Note: The final resistance value can be affected by the board layout and assembly process, especially the size of the mounting pads and the amount of solder used. This is especially notable for resistance values ≤ 50 mΩ. This should be taken into account when designing.