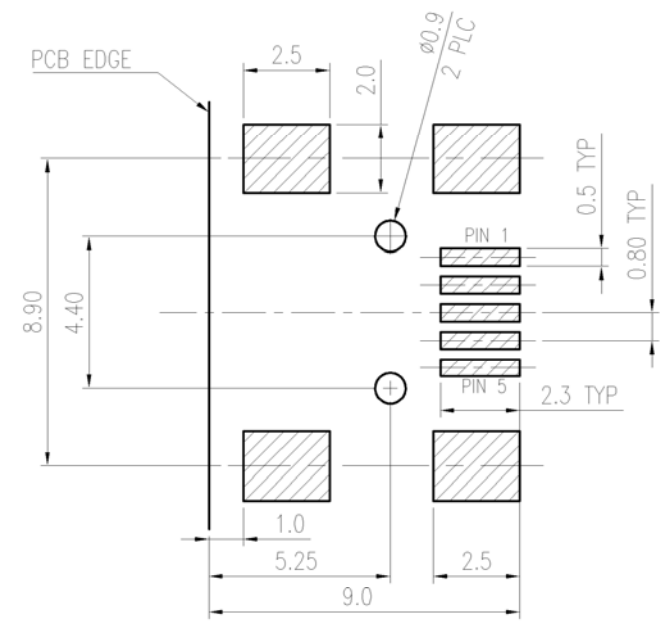
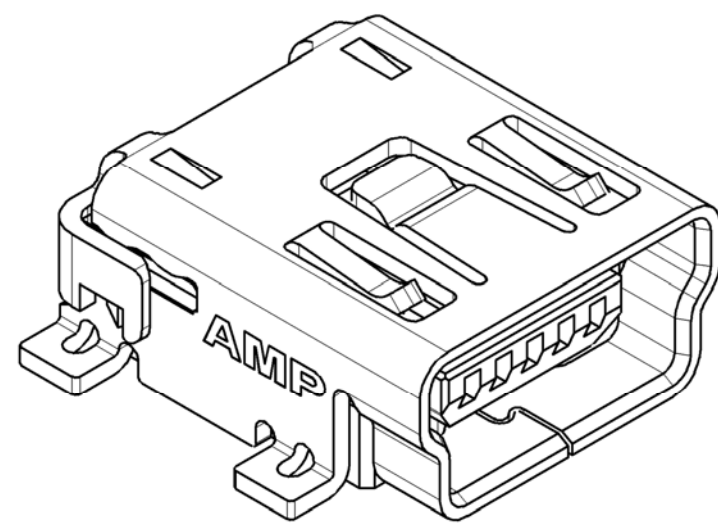
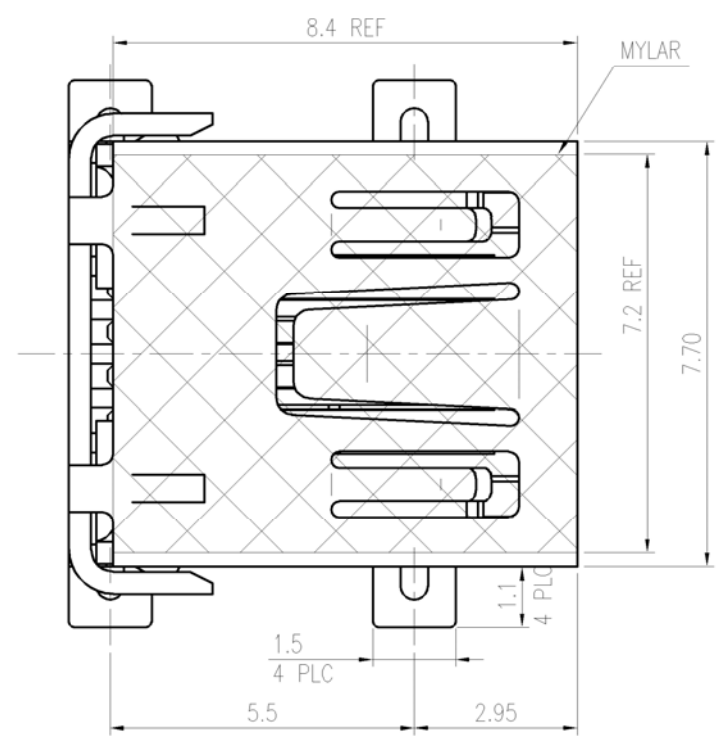
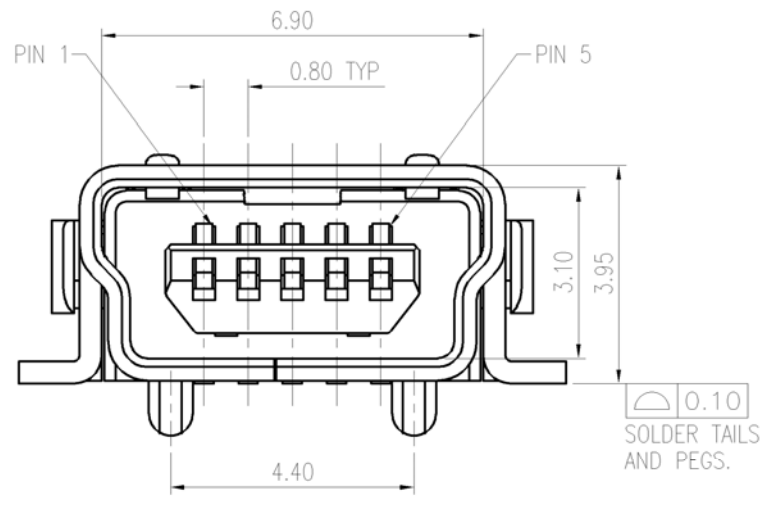
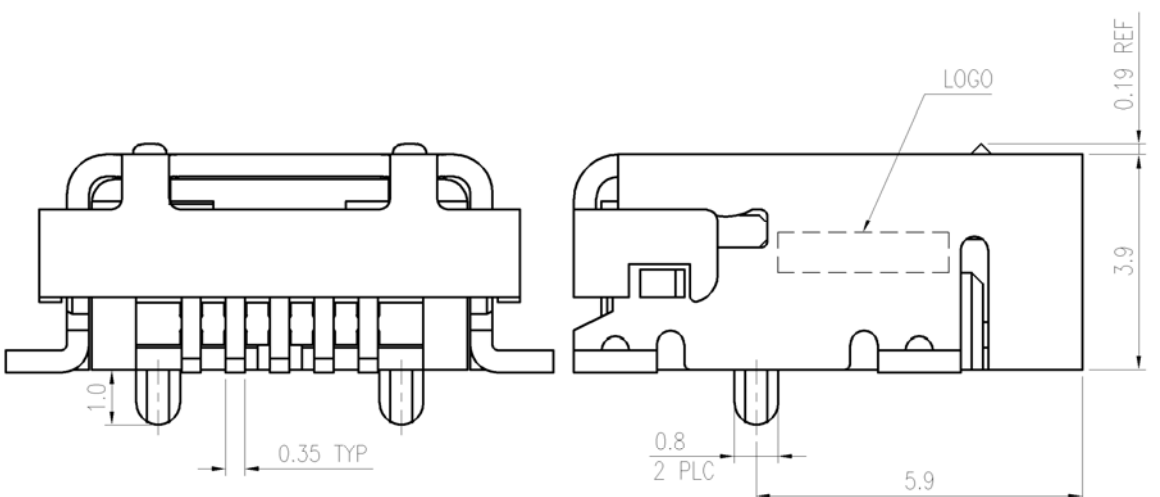


THIS DRAWING IS UNPUBLISHED. RELEASED FOR PUBLICATION
 © COPYRIGHT 2011 BY TYCO ELECTRONICS CORPORATION. ALL RIGHTS RESERVED.

LOC	DIST	REVISIONS			
P	LTR	DESCRIPTION	DATE	DWN	APVD
DW	-	REVISED. (ECR-10-024137)	26SEP11	AW	WK



RECOMMENDED PCB LAYOUT (MOUNTING SIDE)
 THICKNESS 1.57mm (TOLERANCE: ±0.05)



25-06149

NOTE:

- MATERIAL:
 HOUSING: PA9T WITH 33% GF, UL94 V-0, BLACK COLOR.
 CONTACTS: PHOSPHOR BRONZE.
 SHELL: PHOSPHOR BRONZE.
 MYLAR: POLYAMIDE FILM.
- FINISH:
 CONTACTS: 0.762µm [30µ"] MIN. GOLD PLATED ON CONTACT AREA,
 ⚠ 2.54µm [100µ"] MIN. MATTE-TIN ON SOLDER TAIL,
 ⚠ 2.54µm [100µ"] MIN. MATTE-TIN ON SOLDER TAIL,
 ⚠ 3.05µm [120µ"] MIN. MATTE-TIN ON SOLDER TAIL,
 WITH ENTIRE CONTACT UNDERPLATED 1.27µm [50µ"] MIN. NICKEL.
 SHELL: ⚠ & ⚠ 2.03µm [80µ"] MIN. NICKEL PLATED OVERALL.
 ⚠ 0.76µm [30µ"] MIN. MATTE-TIN OVER 1.27µm [50µ"] MIN. NICKEL.
- NO DATECODE ON PRODUCT SURFACE.
- REFLOW SOLDER CAPABLE TO 260°C PER TEC 109-201, METHOD B, CONDITION B.

⚠	W/O	W/O	TAPE REEL	W/	3-1734035-2
⚠	W/	W/O	TAPE REEL	W/	2-1734035-4
	W/O	W/	TAPE REEL	W/	2-1734035-3
	W/O	W/O	TAPE REEL	W/	2-1734035-2
⚠	W/O	N/A	TRAY	W/	2-1734035-1
	W/	W/O	TAPE REEL	W/	1734035-4
	W/O	W/	TAPE REEL	W/	1734035-3
	W/O	W/O	TAPE REEL	W/	1734035-2
⚠	W/O	N/A	TRAY	W/	1734035-1
PLATED	MYLAR	LONG CARRIER & COVER TAPE	PACKAGE	POST	PART NUMBER

THIS DRAWING IS A CONTROLLED DOCUMENT.		DWN O. HU 21DEC2007	TE Connectivity		
DIMENSIONS: MM		CHK S. HOU 21DEC2007			
TOLERANCES UNLESS OTHERWISE SPECIFIED:		APVD W. KODAMA 21DEC2007	NAME		
0 PLC ± 0.38 1 PLC ± 0.25 2 PLC ± 0.13 3 PLC ± 0.05 4 PLC ± - ANGLES ± 3°		PRODUCT SPEC 108-57062	MINI USB, R/A, SMT, B TYPE		
MATERIAL SEE NOTE		QUALIFICATION TEST REPORT 501-57070	SIZE A3	CAGE CODE 00779	DRAWING NO C-1734035
FINISH SEE NOTE		WEIGHT --	RESTRICTED TO		SCALE -- SHEET 1 OF 4 REV D
CUSTOMER DRAWING					

4

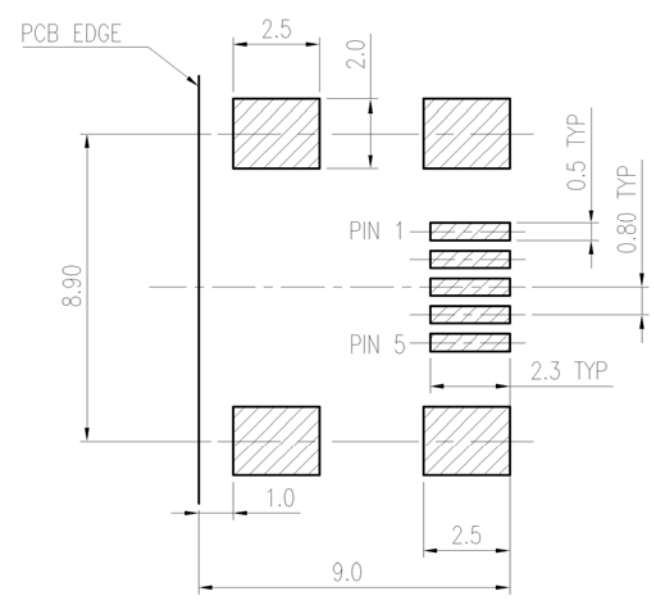
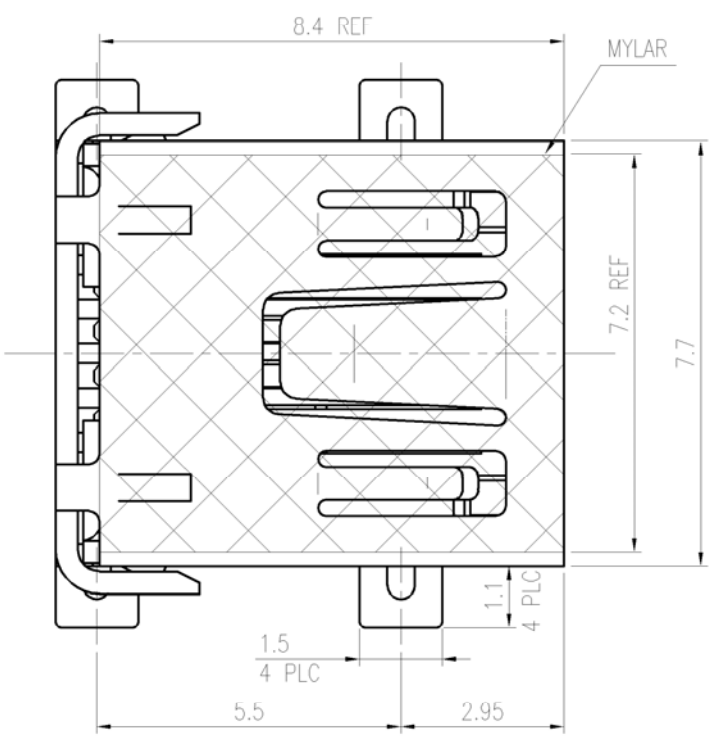
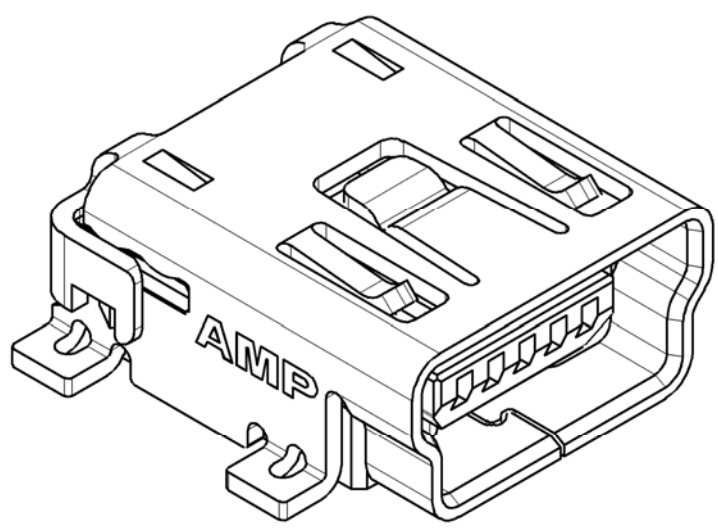
3

2

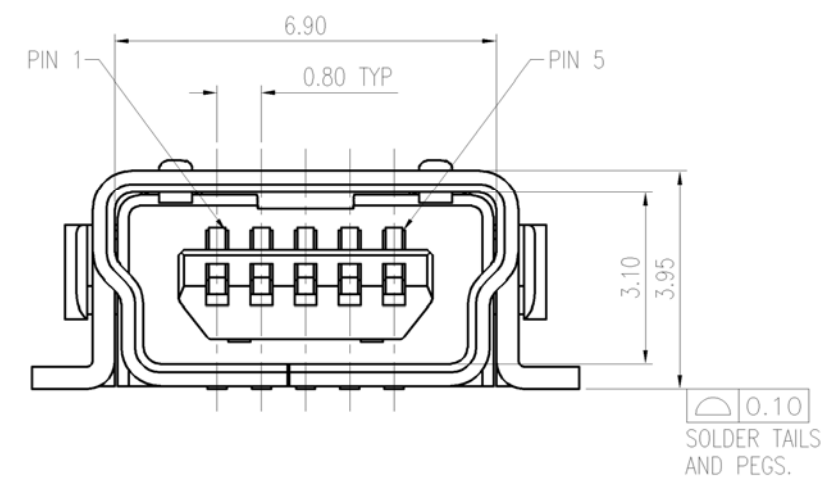
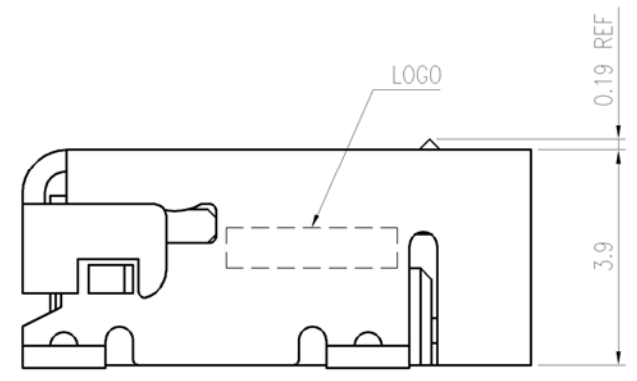
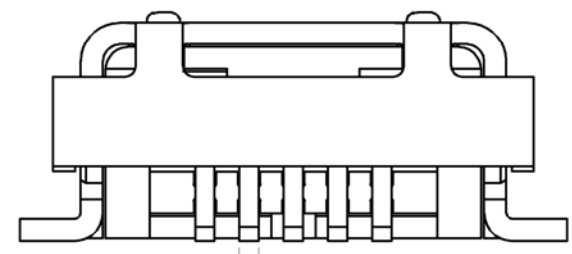
1

THIS DRAWING IS UNPUBLISHED. RELEASED FOR PUBLICATION
 © COPYRIGHT 2011 BY TYCO ELECTRONICS CORPORATION. ALL RIGHTS RESERVED.

LOC	DIST	REVISIONS					
DW	—	P	LTR	DESCRIPTION	DATE	DWN	APVD
				SEE SHEET 1.			



RECOMMENDED PCB LAYOUT (MOUNTING SIDE)
 THICKNESS 1.57mm (TOLERANCE:±0.05)



NOTE:

- MATERIAL:
 HOUSING: PA9T WITH 33% GF, UL94 V-0, BLACK COLOR.
 CONTACTS: PHOSPHOR BRONZE.
 SHELL: PHOSPHOR BRONZE.
 MYLAR: POLYAMIDE FILM.
- FINISH:
 CONTACTS: 0.762µm [30µ"] MIN. GOLD PLATED ON CONTACT AREA,
 2.54µm [100µ"] MIN. MATTE-TIN ON SOLDER TAIL, WITH
 ENTIRE CONTACT UNDERPLATED 1.27µm [50µ"] MIN. NICKEL.
 SHELL: 2.03µm [80µ"] MIN. NICKEL PLATED OVERALL.
- NO DATECODE ON PRODUCT SURFACE.
- REFLOW SOLDER CAPABLE TO 260°C PER TEC-109-201, METHOD B, CONDITION B.

W/	W/O	TAPE REEL	W/O	4-1734035-2
	W/	TAPE REEL	W/O	1-1734035-3
W/O	W/O	TAPE REEL	W/O	1-1734035-2
	N/A	TRAY	W/O	1-1734035-1
MYLAR	LONG CARRIER & COVER TAPE	PACKAGE	POST	PART NUMBER

THIS DRAWING IS A CONTROLLED DOCUMENT.		DWN				
DIMENSIONS: MM		CHK				
TOLERANCES UNLESS OTHERWISE SPECIFIED:		APVD	NAME			
0 PLC ± 0.38 1 PLC ± 0.25 2 PLC ± 0.13 3 PLC ± 0.05 4 PLC ± - ANGLES ± 3°		PRODUCT SPEC	MINI USB, R/A, SMT, B TYPE			
MATERIAL SEE NOTE		APPLICATION SPEC	SIZE	CAGE CODE	DRAWING NO	RESTRICTED TO
FINISH SEE NOTE		WEIGHT	A3	00779	C=1734035	
		CUSTOMER DRAWING	SCALE	SHEET	2 OF 4	REV D

4

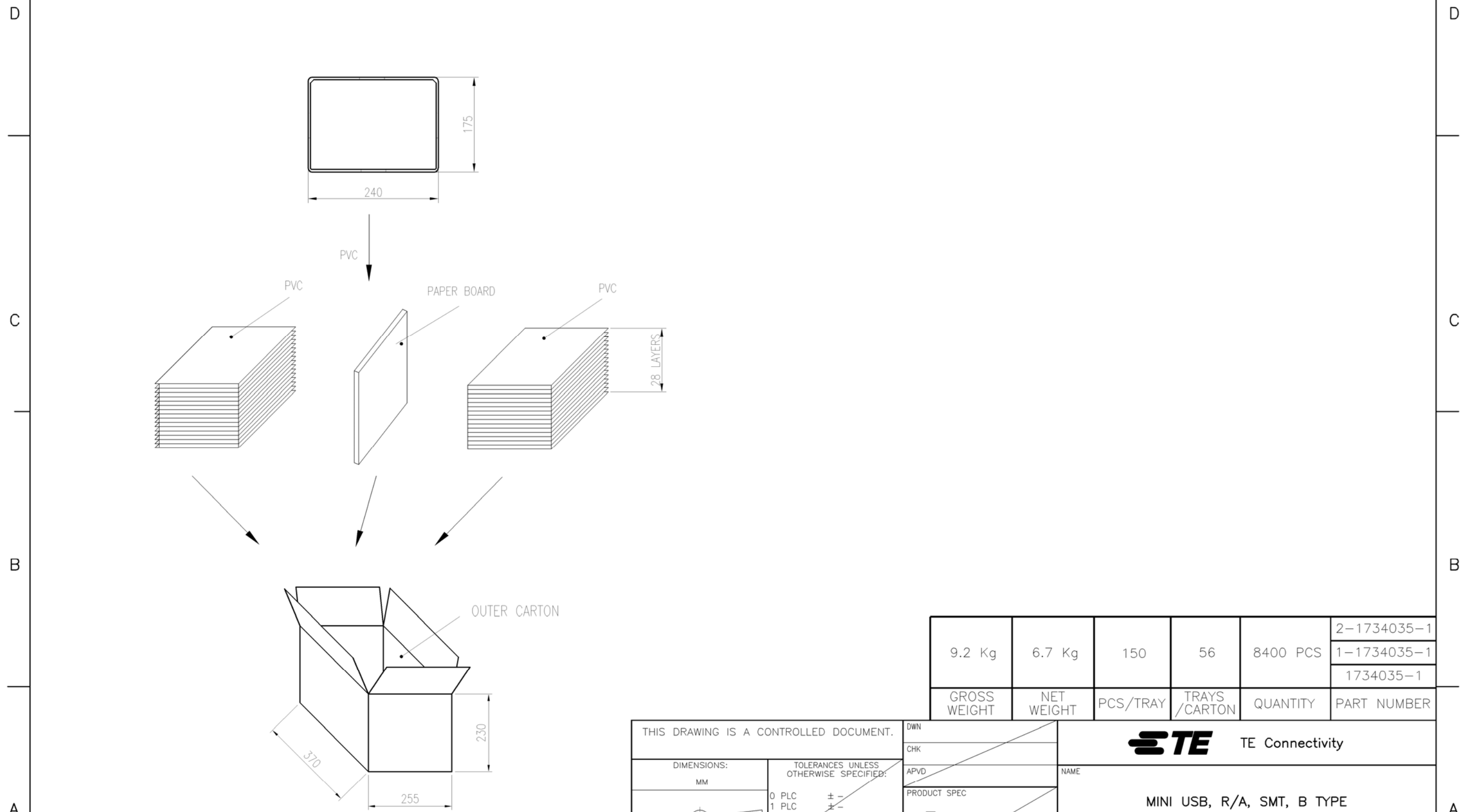
3

2

1

THIS DRAWING IS UNPUBLISHED. RELEASED FOR PUBLICATION
 © COPYRIGHT 2011 BY TYCO ELECTRONICS CORPORATION. ALL RIGHTS RESERVED.

LOC	DIST	REVISIONS			
P	LTR	DESCRIPTION	DATE	DWN	APVD
DW	—	SEE SHEET 1.			

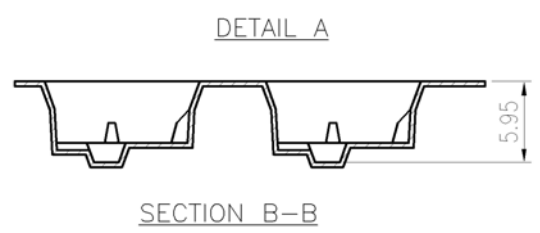
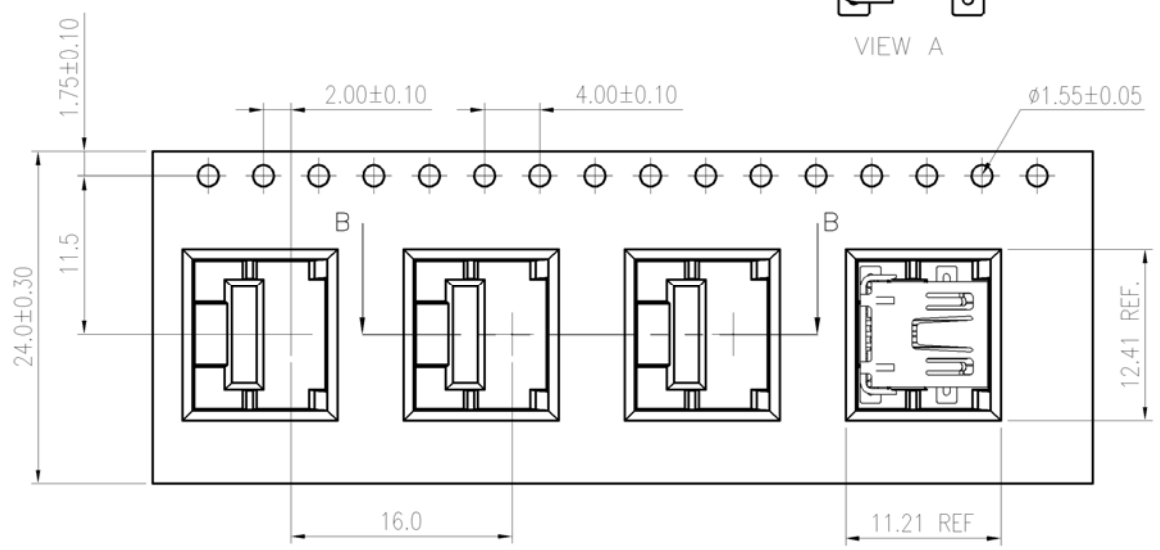
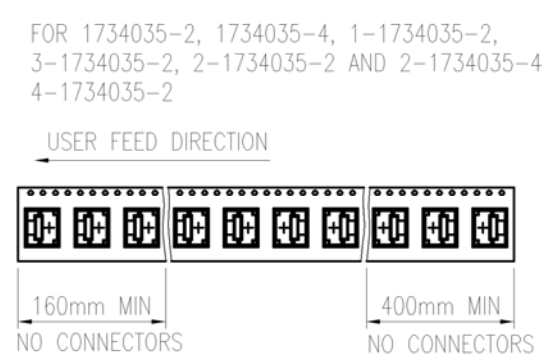
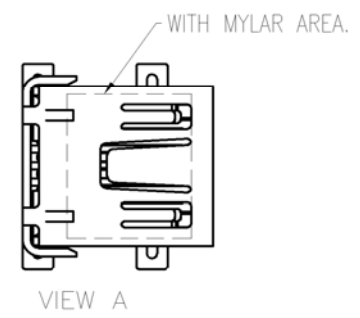
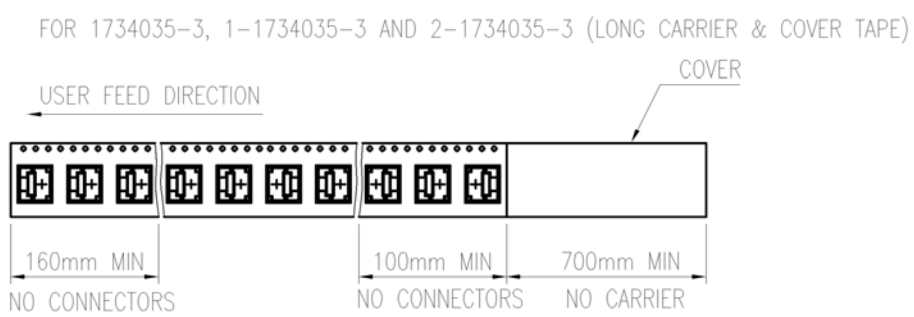
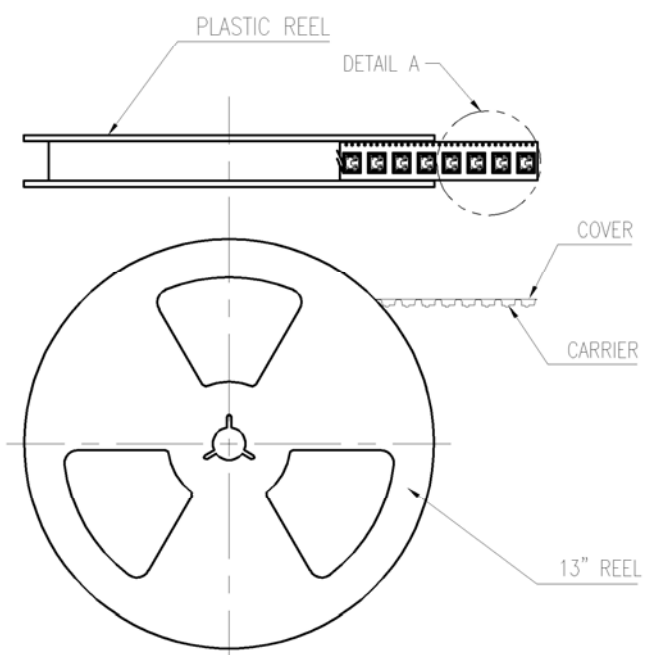


9.2 Kg	6.7 Kg	150	56	8400 PCS	2-1734035-1
					1-1734035-1
					1734035-1
GROSS WEIGHT	NET WEIGHT	PCS/TRAY	TRAYS /CARTON	QUANTITY	PART NUMBER

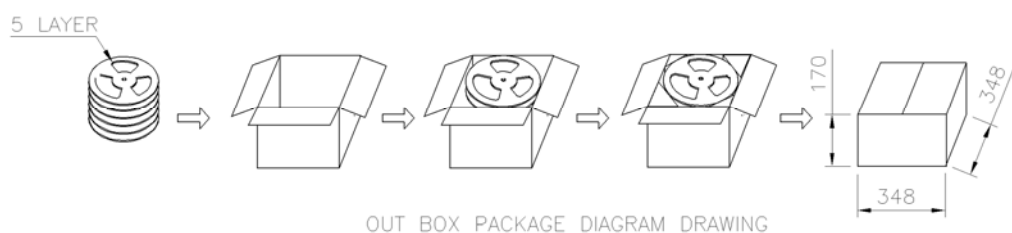
THIS DRAWING IS A CONTROLLED DOCUMENT.		DWN	TE TE Connectivity		
DIMENSIONS: MM		CHK			
TOLERANCES UNLESS OTHERWISE SPECIFIED:		APVD	NAME		
0 PLC ± -		PRODUCT SPEC	MINI USB, R/A, SMT, B TYPE		
1 PLC ± -		APPLICATION SPEC	SIZE	CAGE CODE	DRAWING NO
2 PLC ± -		WEIGHT	A3	00779	C=1734035
3 PLC ± -		CUSTOMER DRAWING	SCALE	SHEET	REV
4 PLC ± -			—	3 OF 4	D
ANGLES ± -					
FINISH					

THIS DRAWING IS UNPUBLISHED. RELEASED FOR PUBLICATION
 © COPYRIGHT 2011 BY TYCO ELECTRONICS CORPORATION. ALL RIGHTS RESERVED.

LOC	DIST	REVISIONS			
P	LTR	DESCRIPTION	DATE	DWN	APVD
DW	-	SEE SHEET 1.			



GROSS WEIGHT	NET WEIGHT	PCS/REEL	REELS/CARTON	QUANTITY	MYLAR	LONG CARRIER & COVER TAPE	PART NUMBER
6.5 Kg	5.5 Kg	700	5	3500	W/	W/O	4-1734035-2
					W/O	W/O	3-1734035-2
					W/	W/O	2-1734035-4
					W/O	W/	2-1734035-3
					W/O	W/O	2-1734035-2
					W/O	W/	1-1734035-3
					W/O	W/O	1-1734035-2
					W/	W/O	1734035-4
					W/O	W/	1734035-3
					W/O	W/O	1734035-2



THIS DRAWING IS A CONTROLLED DOCUMENT.

DIMENSIONS: MM	TOLERANCES UNLESS OTHERWISE SPECIFIED:	DWN	STE TE Connectivity
	0 PLC ± - 1 PLC ± - 2 PLC ± - 3 PLC ± - 4 PLC ± - ANGLES ± -	CHK	
MATERIAL	FINISH	APVD	NAME
		PRODUCT SPEC	MINI USB, R/A, SMT, B TYPE
		APPLICATION SPEC	SIZE CAGE CODE DRAWING NO RESTRICTED TO
		WEIGHT	A3 00779 C=1734035
CUSTOMER DRAWING		SCALE	SHEET 4 OF 4 REV D