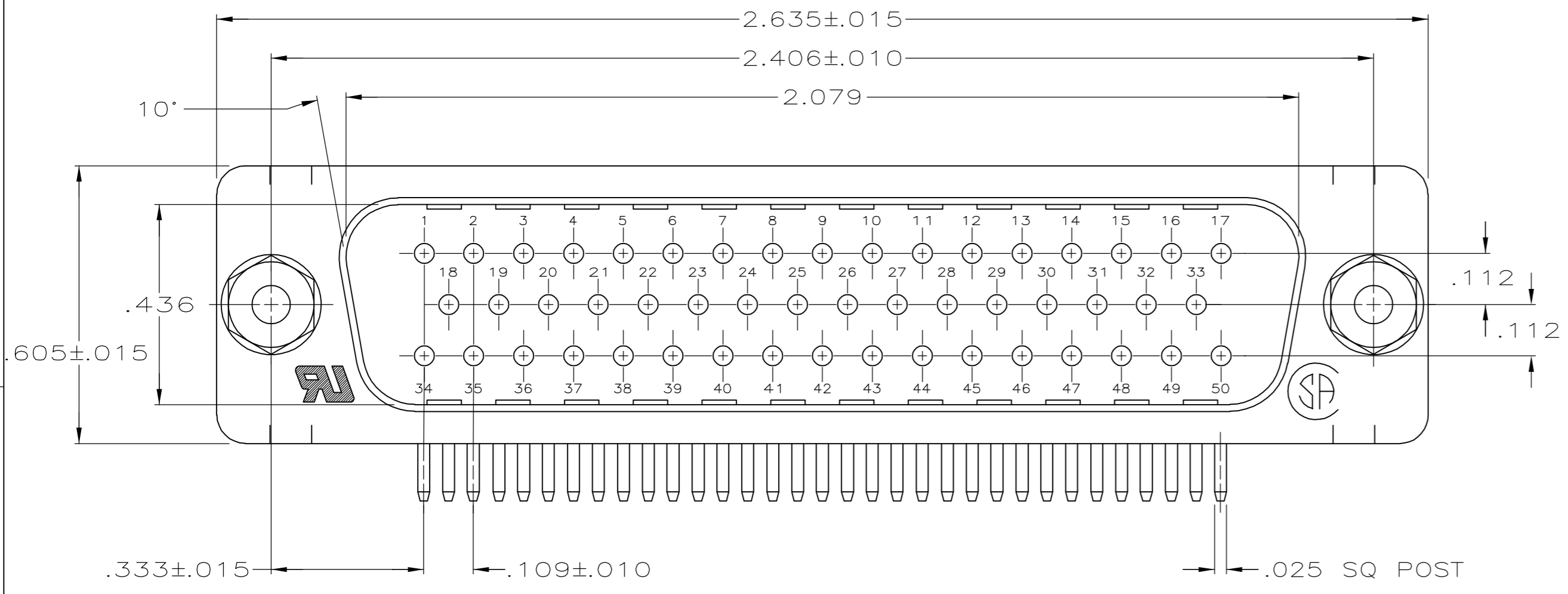
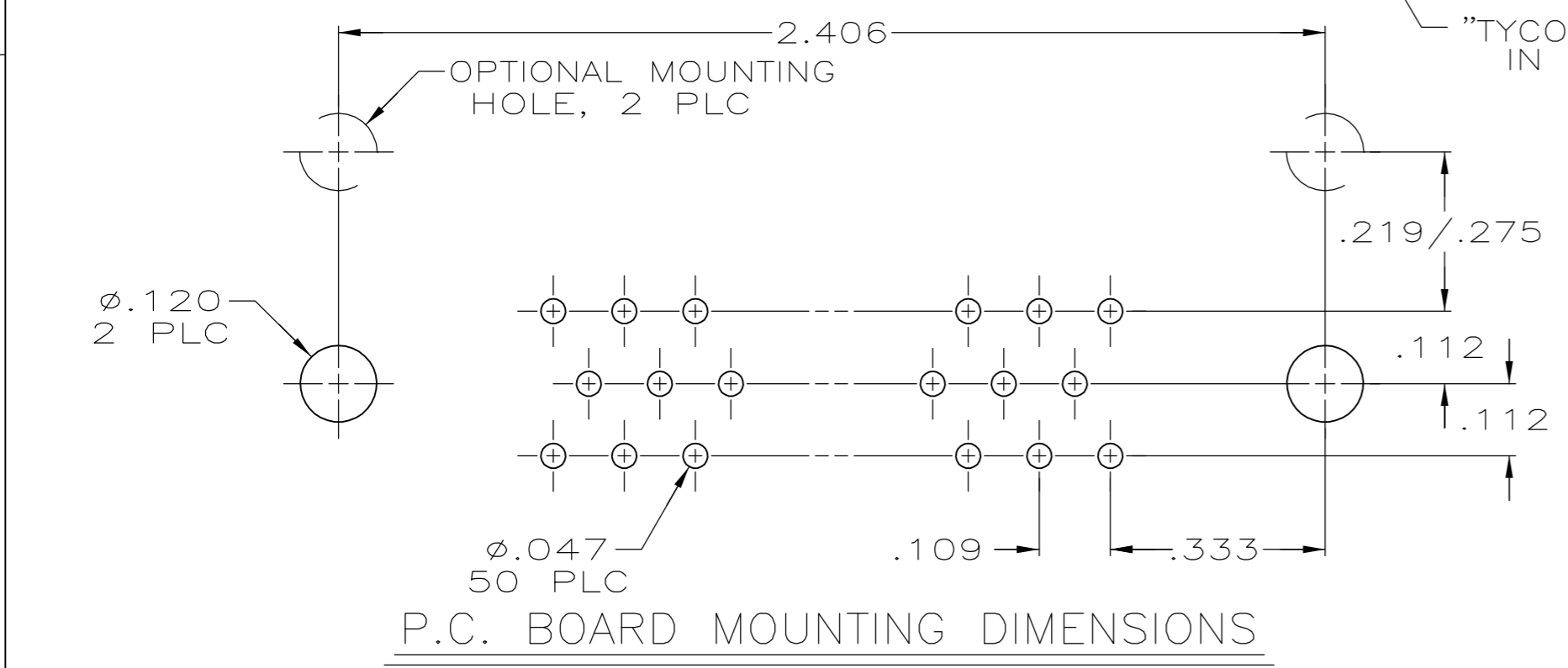
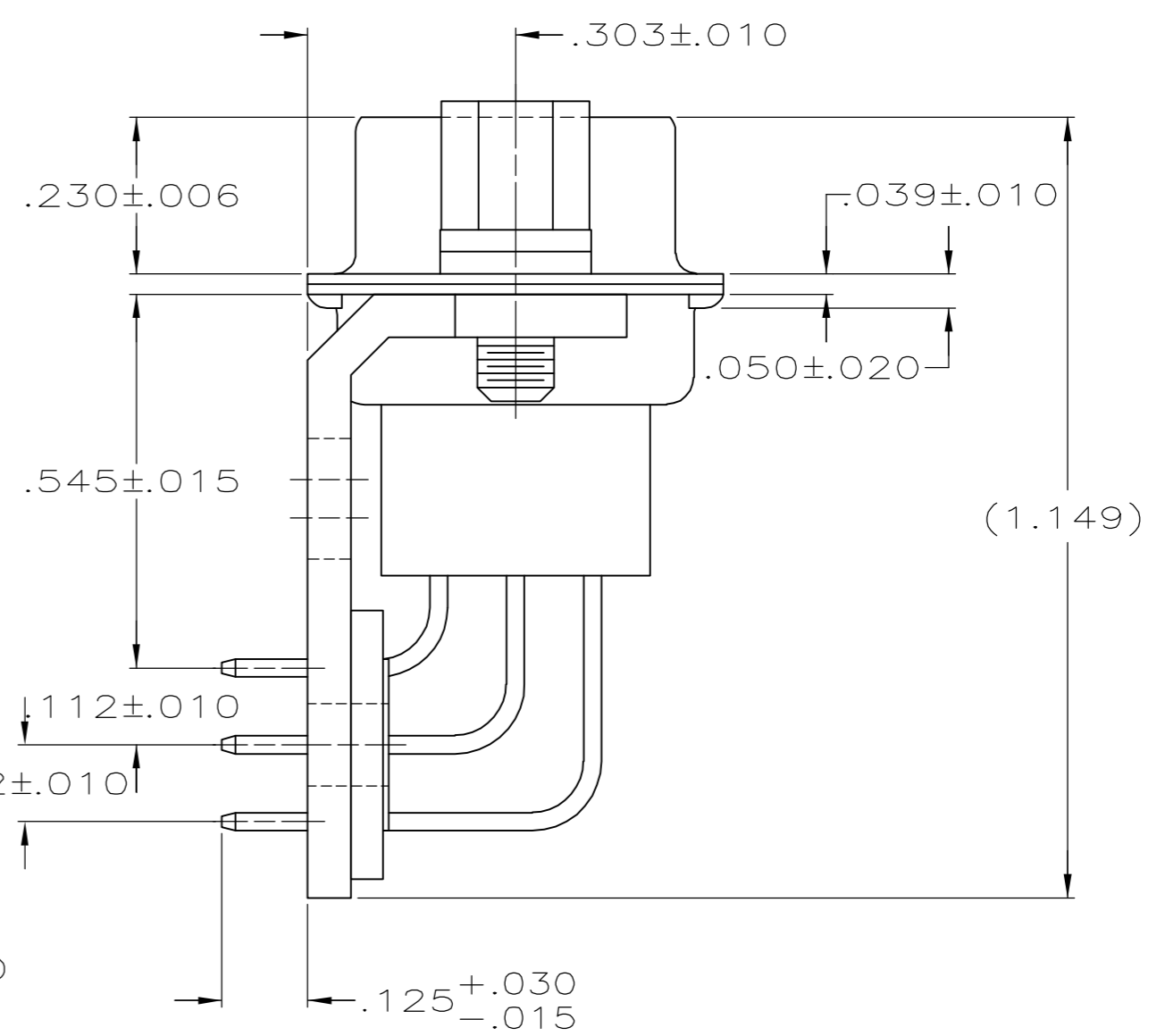
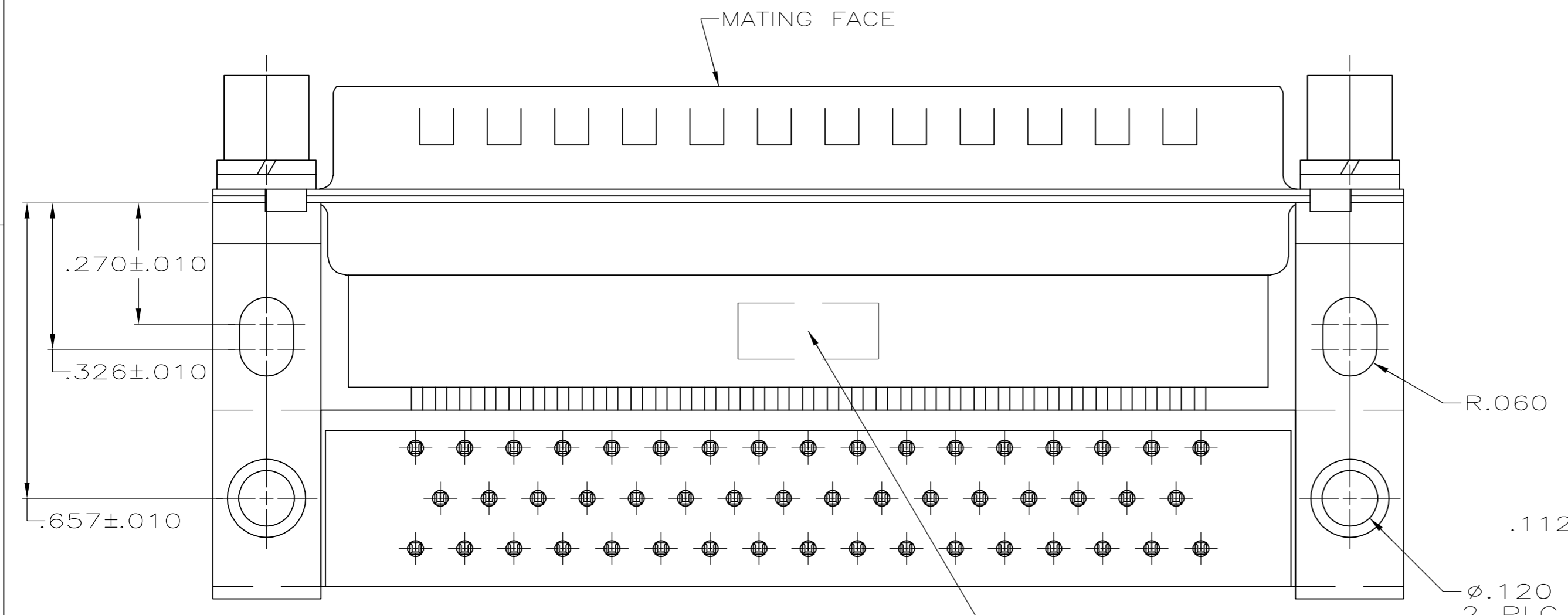


THIS DRAWING IS UNPUBLISHED. RELEASED FOR PUBLICATION
 © COPYRIGHT BY TYCO ELECTRONICS CORPORATION. ALL RIGHTS RESERVED.

LOC		DIST		REVISIONS			
P	LTR	DESCRIPTION	DATE	DWN	APVD		
GP	00	B	REVISED PER ECO-06-028339	3/JAN/07	ZMREDB		



- ① MOLDED PARTS: FLAME RETARDANT 94V-0 RATED THERMOPLASTIC, COLOR BLACK.
SHELLS & BRACKETS: CARBON STEEL.
CONTACTS: BRASS.
SCREWLOCKS AND WASHERS: CARBON STEEL.
- ② SHELLS & BRACKETS: TIN PLATED.
CONTACTS: SEE TABLE.
SCREWLOCKS & WASHERS: ZINC PLATED.
- ③ GOLD FLASH FOR LENGTH OF .150 MIN FROM MATING END, .000100 MIN TIN ON OPPOSITE END, ALL OVER .000050 MIN NICKEL.
- ④ .000030 MIN GOLD FOR A LENGTH OF .150 MIN FROM MATING END, .000100 MIN TIN ON OPPOSITE END, ALL OVER .000050 MIN NICKEL.
-OR-
GOLD FLASH OVER .000030 MIN PALLADIUM NICKEL PLATED FOR A LENGTH OF .150 MIN FROM MATING END, .000100 MIN TIN ON OPPOSITE END, ALL OVER .000050 MIN NICKEL.



25-06130

	④	5747497-4
OBSOLETE	③	5747497-3
	CONTACT FINISH	PART NUMBER

THIS DRAWING IS A CONTROLLED DOCUMENT.		DWN D. HENNY 04SEP05	tyco Tyco Electronics Corporation	
DIMENSIONS: INCHES		CHK C. ROHDE 04SEP05	Harrisburg, Pa 17105-3608	
TOLERANCES UNLESS OTHERWISE SPECIFIED:		APVD M. WALMSLEY 04SEP05	NAME	
0 PLC ± -	1 PLC ± -	PRODUCT SPEC		
2 PLC ± .005	3 PLC ± -	108-40025		
4 PLC ± -	ANGLES ± 2°	APPLICATION SPEC		
MATERIAL	FINISH	WEIGHT -	SIZE A2	CAGE CODE 00779
①	②	CUSTOMER DRAWING	SCALE 1:1	SHEET 1 OF 1
			DRAWING NO C=5747497	RESTRICTED TO -
			REV B	