

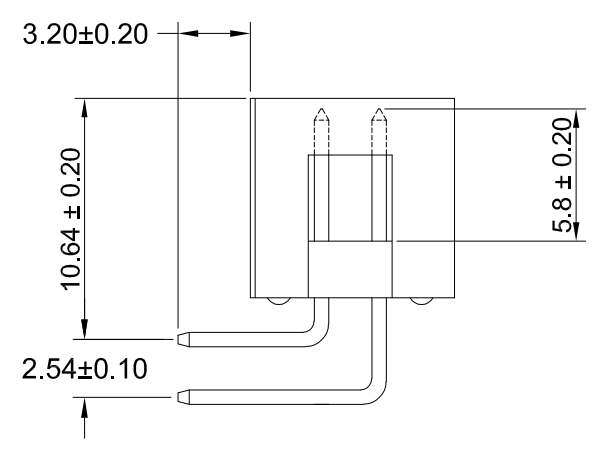
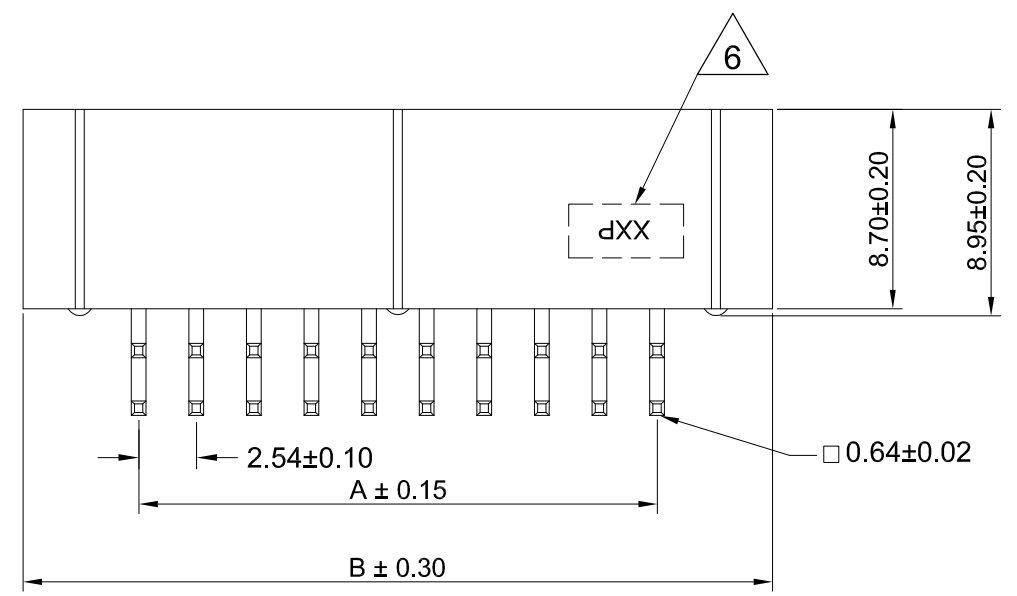
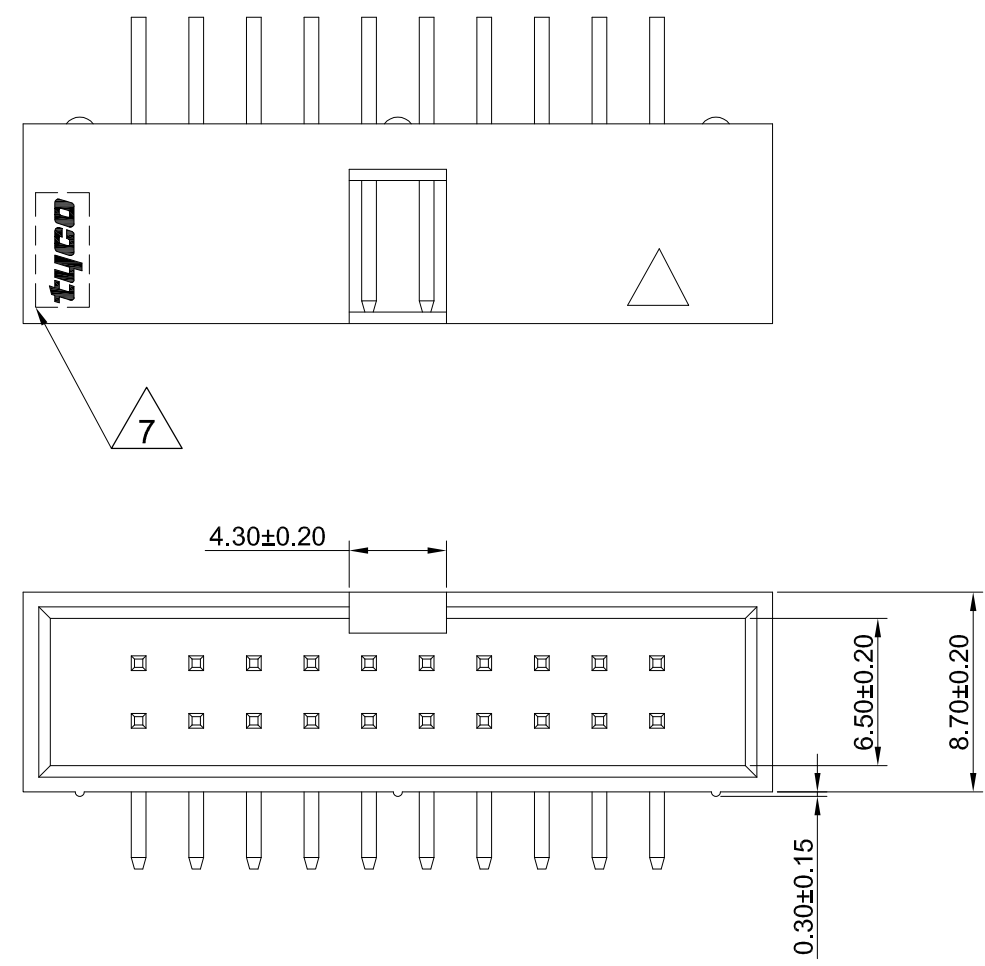
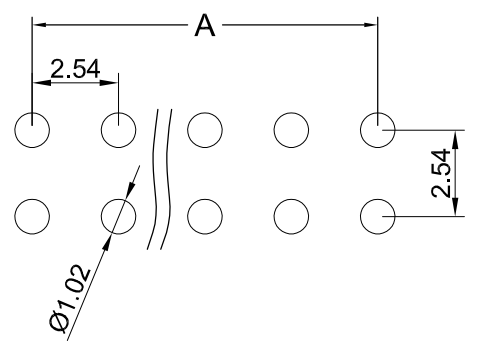
THIS DRAWING IS UNPUBLISHED. RELEASED FOR PUBLICATION 14JAN ,2003.  
 © COPYRIGHT 2004 By - ALL RIGHTS RESERVED.

LOC	DIST	REVISIONS					
		P	LTR	DESCRIPTION	DATE	DWN	APVD
E	B		C	ECR-06-021030	20/09/06	AM	FWK
			C1	REVISED PER ECO-09-024606	02NOV09	KK	AEG
			C2	ECR-10-022205	01FEB11	KK	HMR

NOTES

- FOR TECHNICAL DATA REFER TO YOUR LOCAL TYCO ELECTRONICS SALES OFFICE.
  - ALL DIMENSIONS ARE NOMINAL FOR REFERENCE ONLY UNLESS OTHERWISE STATED.
  - RATING  
 3.1 RATING : 3 AMPS  
 3.2 OPERATING TEMPERATURE : - 40°C TO +105°C
  - ELECTRICAL SPECIFICATION  
 4.1 INSULATION RESISTANCE  
 5000 MΩ MINIMUM  
 4.2 WITHSTAND VOLTAGE  
 500V AC
  - MATERIALS  
 5.1 CONTACT - BRASS, POST PLATE  
 Au 0.25µm (10µinch) IN CONTACT AREA  
 Sn 2 TO 3µm (80 TO 120µinch) IN SOLDER AREA.  
 5.2 HOUSING - BLACK NYLON 6T UL 94V-0
- 6 NUMBER OF CONTACT POSITIONS TO BE INDICATED IN AREA SHOWN.  
XX = NUMBER OF POSITONS.
- 7 TYCO LOGO TO BE PRESENT IN AREA INDICATED.
- 8 OBSOLETE PARTS: OBSOLETE CIS STREAMLINING PER D.RENAUD/D.SINISI

Recommended P.C.Board Hole Layout



8	Dimensions	No Of Contacts	TE Part No	
OBSOLETE	78.74	88.93	64	6-1634689-4
OBSOLETE	73.66	83.85	60	6-1634689-0
	60.96	71.15	50	5-1634689-0
	48.26	58.45	40	4-1634689-0
	40.64	50.83	34	3-1634689-4
	30.48	40.67	26	2-1634689-6
	22.86	33.05	20	2-1634689-0
	17.78	27.97	16	1-1634689-6
	15.24	25.43	14	1-1634689-4
	10.16	20.35	10	1-1634689-0

25-06124

THIS DRAWING IS A CONTROLLED DOCUMENT.

DWN A.MOREY 14JAN04	TE Connectivity BOX HEADER RIGHT ANGLED				
CHK J.SANDWELL 14JAN04					
APVD F.WHEELER-KING 14JAN04					
NAME					
PRODUCT SPEC	SIZE	CAGE CODE	DRAWING NO	RESTRICTED TO	
APPLICATION SPEC	A3	00779	C-1634689	-	
WEIGHT	CUSTOMER DRAWING		SCALE	SHEET	REV
-	-		NTS	1 OF 1	C2