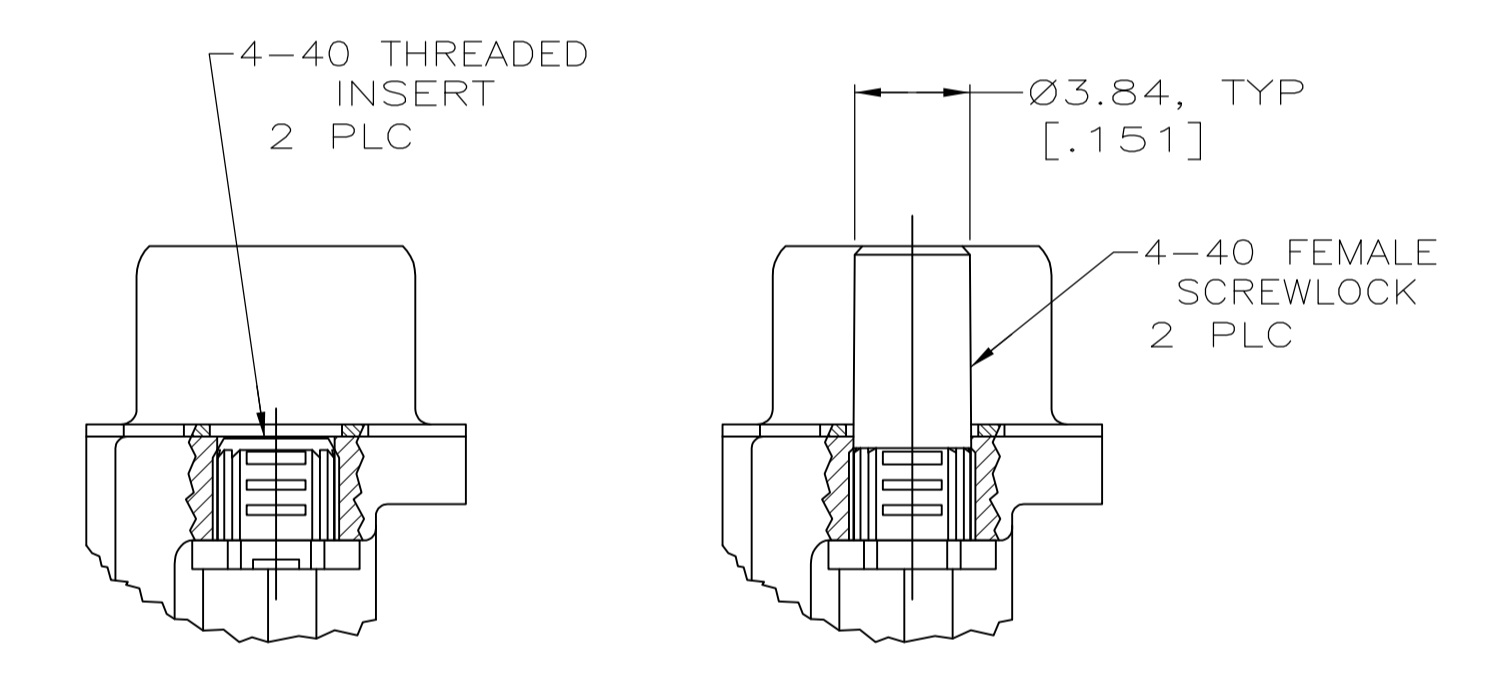
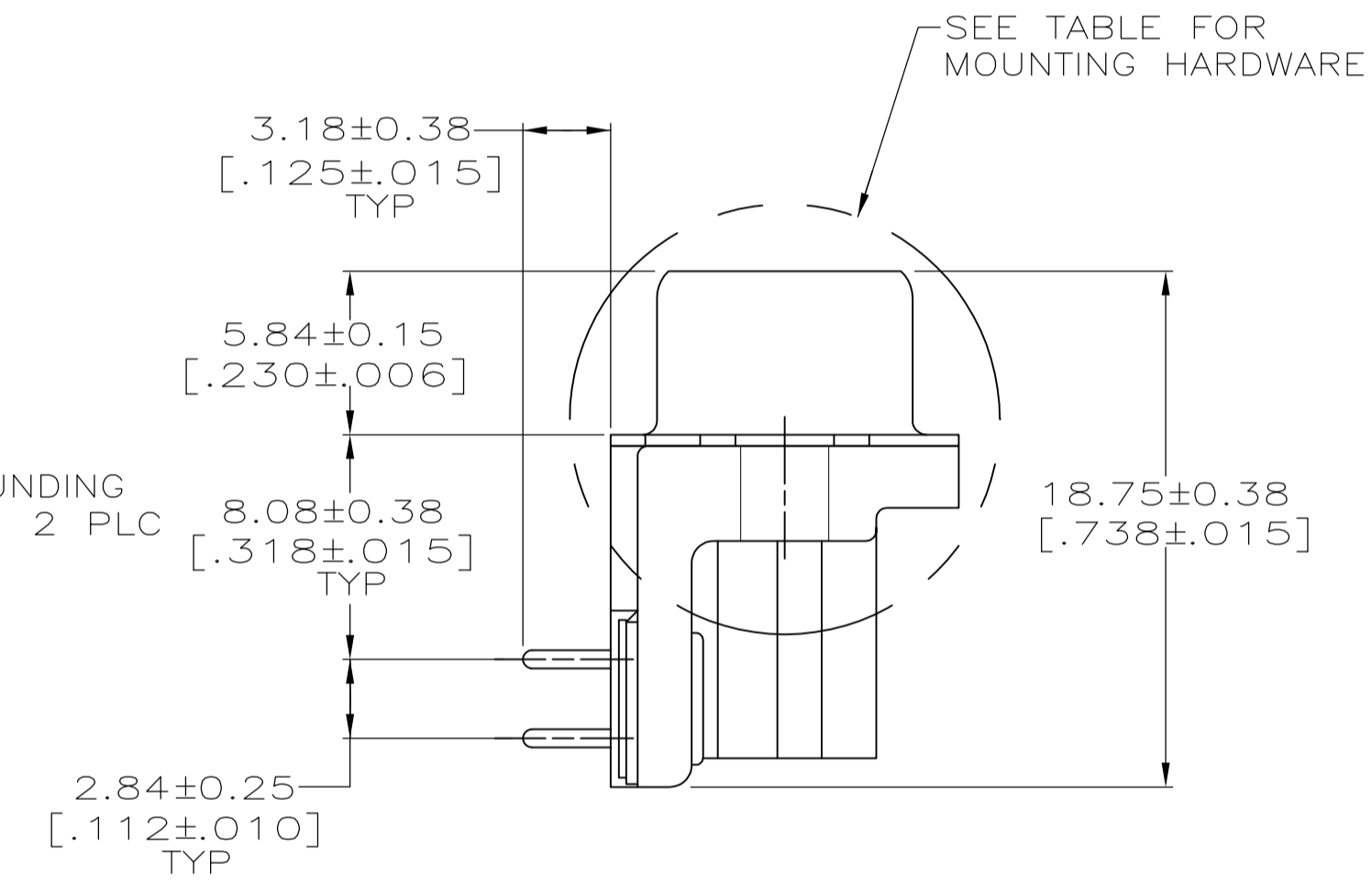
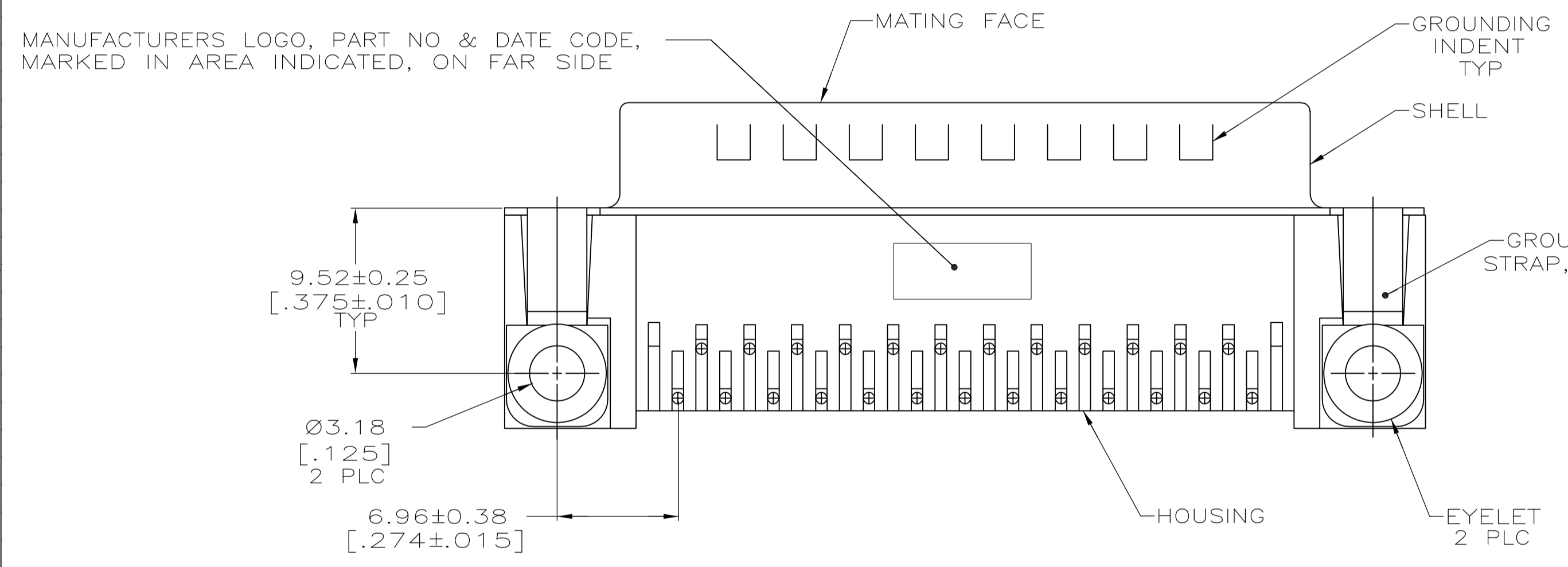
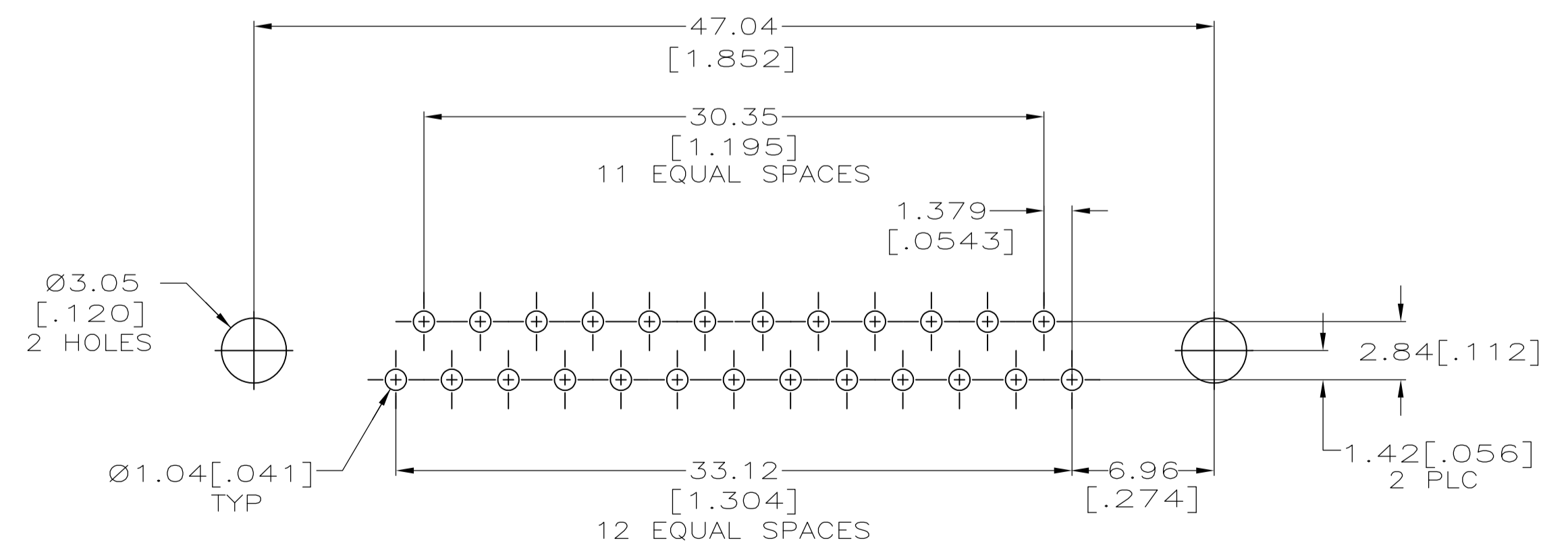


- 1 HOUSING: NYLON OR POLYESTER, FLAME RETARDANT, UL 94V-0 RATED, GLASS FILLED, BLACK.
CONTACTS: BRASS
SHELL: CARBON STEEL
EYELETS: BRASS
SCREWLOCKS AND INSERTS: ZINC
- 2 SHELL: 2.54µm [.000100] MIN TIN OVER 1.27µm [.000050] MIN COPPER.
CONTACTS: SEE TABLE
EYELETS: 2.54µm [.000100] MIN TIN OVER COPPER FLASH.
SCREWLOCKS & INSERTS: CLEAR CHROMATE
- 3 GOLD FLASH ON THE MATING SURFACES, 2.54µm (.000100) MIN TIN PLATE ON THE SOLDER END, 1.27µm (.000050) MIN NICKEL UNDERPLATE ON THE ENTIRE CONTACT.
- 4 0.76µm (.000030) MIN GOLD PLATE ON THE MATING SURFACES, 2.54µm (.000100) MIN TIN PLATE ON THE SOLDER END, 1.27µm (.000050) MIN NICKEL UNDERPLATE ON THE ENTIRE CONTACT
-OR-
GOLD FLASH OVER PALLADIUM-NICKEL PLATE, 0.76µm (.000030) MIN TOTAL ON THE MATING SURFACES, 2.54µm (.000100) MIN TIN PLATE ON THE SOLDER END, 1.27µm (.000050) MIN NICKEL UNDERPLATE ON THE ENTIRE CONTACT.



DETAIL D DETAIL E



RECOMMENDED P.C. BOARD MOUNTING DIMENSIONS

25-06080

SEE DETAIL E	△	5747238-6
SEE DETAIL D	△	5747238-4
-	△	5747238-3
-	△	5747238-2
-	△	5747238-1
OBSELETE		
MOUNTING HARDWARE	CONTACT FINISH	PART NUMBER

THIS DRAWING IS A CONTROLLED DOCUMENT.		DIN A FERNANDEZ-DOCKS 04-12-05		TE Connectivity	
DIMENSIONS: mm [INCHES]		TOLERANCES UNLESS OTHERWISE SPECIFIED:		APVD M WALMSLEY 04-12-05 NAME	
0 PLC ± -		1 PLC ± -		PRODUCT SPEC 108-40025	
2 PLC ± -		3 PLC ± 0.13(.005)		APPLICATION SPEC 114-40010	
4 PLC ± -		ANGLES ± α β		SIZE CAE CODE DRAWING NO RESTRICTED TO A1 00779 5747238	
MATERIAL 1		FINISH 2		WEIGHT -	
CUSTOMER DRAWING		SCALE 4:1		SHEET 1 OF 1 REV C	