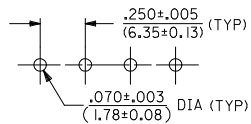


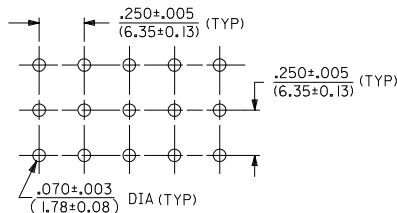
SEE CHARTS FOR "B" DIMENSION

P.C. BOARD MOUNTING DIMENSIONS

2, 3, & 4 POSITION HEADER ASSEMBLIES



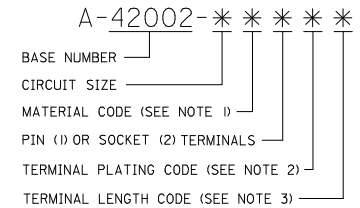
6, 9, 12 & 15 POSITION HEADER ASSEMBLIES



NOTES:

- 1) MATERIAL CODES:
 - *A= NYLON 6/6, 94V-2, NATURAL
 - *C= PLOYESTER, 94V-0, WHITE/NATURAL
 - *D= NYLON V-2
 - COLOUR:BLACK(ZYTEL 101F)
 - *E= NYLON V-2
 - COLOUR:NATURAL
 - GLOWWIRE COMPATIBLE WITH CTI OF 325V
- 2) PLATING CODES:
 - A = ES-88-P921
- 3) TERMINAL LENGTH CODES:
 - I= TERMINAL FOR .062/(1.57) THICK PC BOARD
- 4) DIMENSIONS ARE FOR REFERENCE ONLY UNLESS INDICATED OTHERWISE.
- 5) HEADER ASSEMBLY HOUSINGS MATE WITH : PLUG HOUSINGS, .084/(2.13) DIA. SERIES: (42021-***)
- 6) CONTACTS ARE ON .250/(6.35) GRID CENTERLINE SPACING.

LEGEND:



25-06062

ENTER DESCRIPTION EC NO: 12010-0067 DRWNSNS01 CHKD:GJLOWE APPR:KPRASAD 2009/11/02 2010/01/27 2010/01/27	QUALITY SYMBOLS	GENERAL TOLERANCES (UNLESS SPECIFIED)	DIMENSION STYLE	SCALE	DESIGN UNITS	THIRD ANGLE PROJECTION
	▽=0	m/m INCH	IN/MM	NTS	INCH	
	▽=0	4 PLACES ±--- ±---	DRAWN BY	DATE	TITLE	
	▽=0	3 PLACES ±--- ±.005	SSUDHIR	2004/06/08	HEADER HOUSING ASSEMBLY .084/(2.13)DIA.SERIES	
		2 PLACES ±0.13 ±.010	CHECKED BY	DATE		
		1 PLACE ±0.25 ±---	GJLOWE	2004/06/08		
		ANGULAR ±---°	APPROVED BY	DATE		
		DRAFT WHERE APPLICABLE MUST REMAIN WITHIN DIMENSIONS	GJLOWE	2004/06/08		
			MATERIAL NO.	DOCUMENT NO.		
			SEE CHART	SDA-42002-*****		
			SIZE A2	THIS DRAWING CONTAINS INFORMATION THAT IS PROPRIETARY TO MOLEX INCORPORATED AND SHOULD NOT BE USED WITHOUT WRITTEN PERMISSION		
						SHEET NO. 1 OF 2

PART NO.	ENG. NO.	CIRCUIT SIZE	MATERIAL (SEE NOTE 1)	INSULATOR PART NO.	PLATING (SEE NOTE 2)	TERMINAL PART NO.	"B" DIM ±.015
10-84-4020	A-42002-2A1A1	2	A	42002-2A	A	42005-P921A	.17/(4,3)
10-84-5020	A-42002-2C1A1		C	42002-2C	A	42005-P921A	
10-84-4022	A-42002-2A2A1		A	42002-2A	A	42006-P921A	
10-84-5021	A-42002-2C2A1		C	42002-2C	A	42006-P921A	
367590101	36759-0101		D	366480042	A	42005-P921A	
367590141	36759-0141		D	366480042	A	42006-P921A	
367570101	36757-0101	E	367570001	A	42005-P921A		
367570141	36757-0141	E	367570001	A	42006-P921A		
10-84-4030	A-42002-3A1A1	3	A	42002-3A	A	42005-P921A	.17/(4,3)
10-84-5030	A-42002-3C1A1		C	42002-3C	A	42005-P921A	
10-84-4032	A-42002-3A2A1		A	42002-3A	A	42006-P921A	
10-84-5031	A-42002-3C2A1		C	42002-3C	A	42006-P921A	
367590102	36759-0102		D	366480043	A	42005-P921A	
367590142	36759-0142		D	366480043	A	42006-P921A	
367570102	36757-0102	E	367570002	A	42005-P921A		
367570142	36757-0142	E	367570002	A	42006-P921A		
10-84-4040	A-42002-4A1A1	4	A	42002-4A	A	42005-P921A	.17/(4,3)
10-84-5040	A-42002-4C1A1		C	42002-4C	A	42005-P921A	
10-84-4042	A-42002-4A2A1		A	42002-4A	A	42006-P921A	
10-84-5041	A-42002-4C2A1		C	42002-4C	A	42006-P921A	
367590103	36759-0103		D	366480044	A	42005-P921A	
367590143	36759-0143		D	366480044	A	42006-P921A	
367570103	36757-0103	E	367570003	A	42005-P921A		
367570143	36757-0143	E	367570003	A	42006-P921A		
10-84-4060	A-42002-6A1A1	6	A	42002-6A	A	42005-P921A	.17/(4,3)
10-84-5060	A-42002-6C1A1		C	42002-6C	A	42005-P921A	
10-84-4062	A-42002-6A2A1		A	42002-6A	A	42006-P921A	
10-84-5061	A-42002-6C2A1		C	42002-6C	A	42006-P921A	
367590104	36759-0104		D	366480045	A	42005-P921A	
367590144	36759-0144		D	366480045	A	42006-P921A	
367570104	36757-0104	E	367570004	A	42005-P921A		
367570144	36757-0144	E	367570004	A	42006-P921A		
10-84-4090	A-42002-9A1A1	9	A	42002-9A	A	42005-P921A	.17/(4,3)
10-84-5090	A-42002-9C1A1		C	42002-9C	A	42005-P921A	
10-84-4092	A-42002-9A2A1		A	42002-9A	A	42006-P921A	
10-84-5091	A-42002-9C2A1		C	42002-9C	A	42006-P921A	
367590105	36759-0105		D	366480046	A	42005-P921A	
367590145	36759-0145		D	366480046	A	42006-P921A	
367570105	36757-0105	E	367570005	A	42005-P921A		
367570145	36757-0145	E	367570005	A	42006-P921A		
10-84-4120	A-42002-12A1A1	12	A	42002-12A	A	42005-P921A	.17/(4,3)
10-84-5120	A-42002-12C1A1		C	42002-12C	A	42005-P921A	
10-84-4122	A-42002-12A2A1		A	42002-12A	A	42006-P921A	
10-84-5121	A-42002-12C2A1		C	42002-12C	A	42006-P921A	
367590106	36759-0106		D	366480047	A	42005-P921A	
367590146	36759-0146		D	366480047	A	42006-P921A	
367570106	36757-0106	E	367570006	A	42005-P921A		
367570146	36757-0146	E	367570006	A	42006-P921A		
10-84-4150	A-42002-15A1A1	15	A	42002-15A	A	42005-P921A	.17/(4,3)
10-84-5150	A-42002-15C1A1		C	42002-15C	A	42005-P921A	
10-84-4152	A-42002-15A2A1		A	42002-15A	A	42006-P921A	
10-84-5151	A-42002-15C2A1		C	42002-15C	A	42006-P921A	
367590107	36759-0107		D	366480057	A	42005-P921A	
367590147	36759-0147		D	366480057	A	42006-P921A	
367570107	36757-0107	E	367570007	A	42005-P921A		
367570147	36757-0147	E	367570007	A	42006-P921A		

ENTER DESCRIPTION IEC NO: 2010-0067 DRWNS01 CHKDGJLWE APPR:KFRASAD 2009/11/02 2010/01/27 2010/01/27	QUALITY SYMBOLS ∇=0 ∇=0 ∇=0	GENERAL TOLERANCES (UNLESS SPECIFIED) mm INCH		DIMENSION STYLE IN/MM		SCALE NTS	DESIGN UNITS INCH	THIRD ANGLE PROJECTION
		4 PLACES ± --- ± --- 3 PLACES ± --- ± .005 2 PLACES ± 0.13 ± .010 1 PLACE ± 0.25 ± --- ANGULAR ± ---°		DRAWN BY DATE SSUDHIR 2004/06/08 CHECKED BY DATE GJLOWE 2004/06/08 APPROVED BY DATE GJLOWE 2004/06/08		TITLE HEADER HOUSING ASSEMBLY .084/(2.13)DIA.SERIES		
		DRAFT WHERE APPLICABLE MUST REMAIN WITHIN DIMENSIONS		SEE CHART		MOLEX INCORPORATED DOCUMENT NO. SDA-42002-***** SHEET NO. 2 OF 2		
		THIS DRAWING CONTAINS INFORMATION THAT IS PROPRIETARY TO MOLEX INCORPORATED AND SHOULD NOT BE USED WITHOUT WRITTEN PERMISSION						