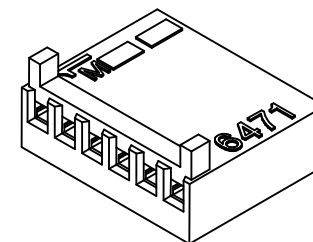
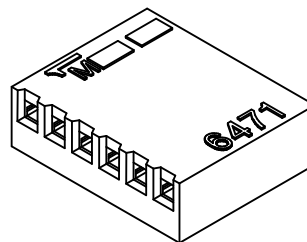
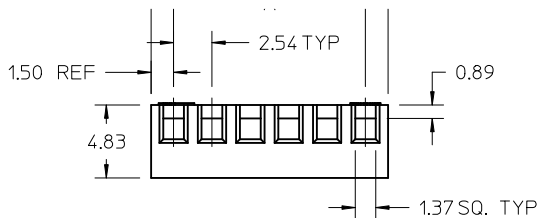
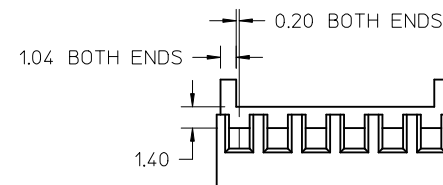
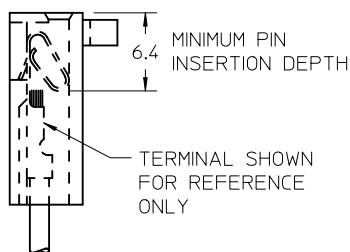
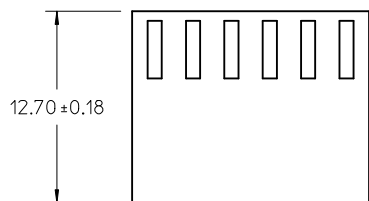


# 25-06046

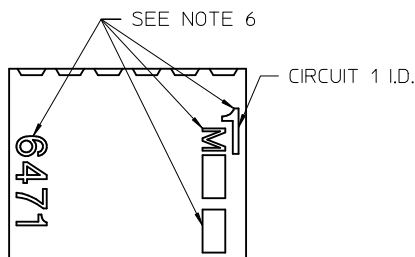
## Molex #: 22-01-2025



SHOWN WITH OPTIONAL RAMP AND POLARIZATION RIBS



22	53.34±0.35	56.34±0.35
21	50.80±0.35	53.80±0.35
20	48.26±0.35	51.26±0.35
19	45.72±0.35	48.72±0.35
18	43.18±0.35	46.18±0.35
17	40.64±0.35	43.64±0.35
16	38.10±0.35	41.10±0.35
15	35.56±0.35	38.56±0.35
14	33.02±0.35	36.02±0.35
13	30.48±0.35	33.48±0.35
12	27.94±0.35	30.94±0.35
11	25.40±0.35	28.40±0.35
10	22.86±0.35	25.86±0.35
9	20.32±0.35	23.32±0.35
8	17.78±0.35	20.78±0.35
7	15.24±0.35	18.24±0.35
6	12.70±0.15	15.70±0.15
5	10.16±0.15	13.16±0.15
4	7.62±0.15	10.62±0.15
3	5.08±0.15	8.08±0.15
2	2.54±0.15	5.54±0.15
No. OF CCTS	DIM A	DIM B



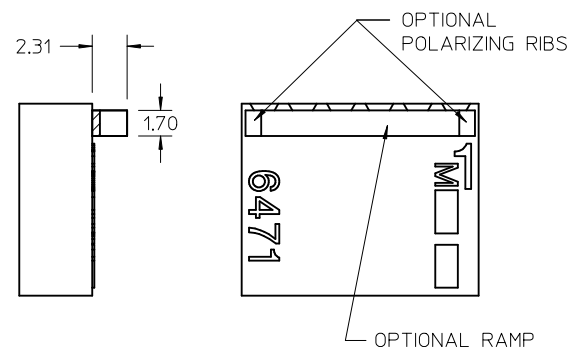
### LEGEND

E-6471-\*N\*

MATERIAL  
BLANK= NATURAL

# OF CIRCUITS

OPTION CODE  
BLANK=NO RAMP OR POLARIZATION RIB  
|= RAMP AND POLARIZATION RIB



OPTIONAL RAMP AND POLARIZING RIBS

### NOTES:

1. MATERIAL:  
"BLANK": POLYAMIDE (PA66/6), UL94V-0, COLOR: NATURAL (WHITE)
2. FINISH: N/A
3. PRODUCT SPECIFICATION: PS-99020-0088
4. PACKAGING: BULK
5. FOR USE WITH TERMINAL SERIES 2759, 41572, 4809, 6459, AND 8088.
6. TEXT MAY BE PRESENT ON EITHER SIDE OF PART.
7. THIS PART CONFORMS TO CLASS B REQUIREMENTS OF COSMETIC SPECIFICATION PS-45499-002.

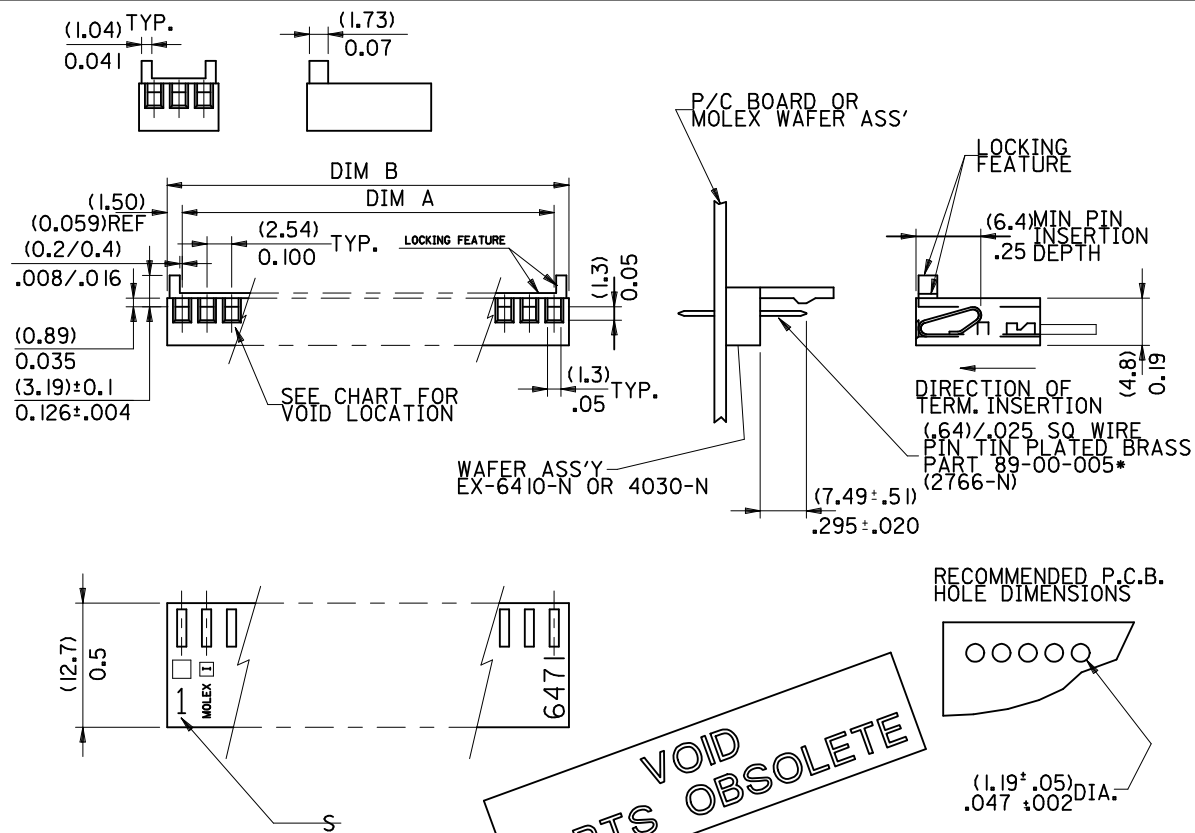
<b>REDRAWN</b> EC NO: UCP2011-0386 DRW:MK/PPER 2011/05/27 CHK:R.BANDERSON 2011/05/27 APPR:FSMITH 2011/10/11	QUALITY SYMBOLS ▽=0 ▽=0 ▽=0	GENERAL TOLERANCES (UNLESS SPECIFIED) <table border="1"> <tr><th></th><th>mm</th><th>INCH</th></tr> <tr><td>4 PLACES</td><td>± ---</td><td>± ---</td></tr> <tr><td>3 PLACES</td><td>± ---</td><td>± ---</td></tr> <tr><td>2 PLACES</td><td>± 0.15</td><td>± ---</td></tr> <tr><td>1 PLACE</td><td>± 0.25</td><td>± ---</td></tr> <tr><td>ANGULAR</td><td>± ---°</td><td>± ---°</td></tr> </table>		mm	INCH	4 PLACES	± ---	± ---	3 PLACES	± ---	± ---	2 PLACES	± 0.15	± ---	1 PLACE	± 0.25	± ---	ANGULAR	± ---°	± ---°	DIMENSION STYLE <b>MM ONLY</b>	SCALE <b>4:1</b>	DESIGN UNITS <b>METRIC</b>	THIRD ANGLE PROJECTION
				mm	INCH																			
4 PLACES	± ---	± ---																						
3 PLACES	± ---	± ---																						
2 PLACES	± 0.15	± ---																						
1 PLACE	± 0.25	± ---																						
ANGULAR	± ---°	± ---°																						
DRAWN BY DATE SF 2000/07/14 CHECKED BY DATE DWASZKIEWICZ 2006/02/27 APPROVED BY DATE FSMITH 2011/10/11	<b>KK 2.54MM CRIMP TERMINAL HOUSING</b>			<b>MOLEX INCORPORATED</b>	SHEET NO. <b>1 OF 2</b>																			
DRAFT WHERE APPLICABLE MUST REMAIN WITHIN DIMENSIONS		MATERIAL NO. <b>SEE CHART</b>		DOCUMENT NO. <b>SD-6471-N*-**</b>		THIS DRAWING CONTAINS INFORMATION THAT IS PROPRIETARY TO MOLEX INCORPORATED AND SHOULD NOT BE USED WITHOUT WRITTEN PERMISSION																		

E-6471-N		
PART No.	ENG No.	No. OF CIRCUITS
22-01-2026	E-6471-2	2
↑ -2036	↑ -3	3
-2046	-4	4
-2056	-5	5
-2066	-6	6
-2076	-7	7
-2086	-8	8
-2096	-9	9
-2106	-10	10
-2116	-11	11
-2126	-12	12
-2136	-13	13
-2146	-14	14
-2156	-15	15
-2166	-16	16
-2176	-17	17
-2186	-18	18
-2196	-19	19
-2206	-20	20
↓ -2216	↓ -21	21
22-01-2226	E-6471-22	22

E-6471-NI		
PART No.	ENG No.	No. OF CIRCUITS
22-01-2025	E-6471-02I	2
↑ -2035	↑ -03I	3
-2045	-04I	4
-2055	-05I	5
-2065	-06I	6
-2075	-07I	7
-2085	-08I	8
-2095	-09I	9
-2105	-10I	10
-2115	-11I	11
-2125	-12I	12
-2135	-13I	13
-2145	-14I	14
-2155	-15I	15
-2165	-16I	16
-2175	-17I	17
-2185	-18I	18
-2195	-19I	19
-2205	-20I	20
↓ -2215	↓ -21I	21
22-01-2225	E-6471-22I	22

SEE SHEET 1 EC NO: UCP2011-0386 DRWN:KIPPER 2011/05/27 CHKD:ANDERSON 2011/05/27 APPR:FSMITH 2011/10/11	QUALITY SYMBOLS	GENERAL TOLERANCES (UNLESS SPECIFIED)	DIMENSION STYLE <b>MM ONLY</b>	SCALE <b>1:1</b>	DESIGN UNITS <b>METRIC</b>	THIRD ANGLE PROJECTION
	▽=0	mm INCH	DRAWN BY DATE SF 2000/07/14	TITLE <b>KK 2.54MM CRIMP TERMINAL HOUSING</b>		
	▽=0	4 PLACES ± --- ± ---	CHECKED BY DATE DWASZKIEWICZ 2006/02/27			
	▽=0	3 PLACES ± --- ± ---	APPROVED BY DATE FSMITH 2011/10/11	MATERIAL NO.	DOCUMENT NO.	SHEET NO.
	2 PLACES ± 0.15 ± ---	<b>SEE CHART</b>	<b>SD-6471-N*-**</b>	<b>2 OF 2</b>		
	1 PLACE ± 0.25 ± ---	DRAFT WHERE APPLICABLE MUST REMAIN WITHIN DIMENSIONS	THIS DRAWING CONTAINS INFORMATION THAT IS PROPRIETARY TO MOLEX INCORPORATED AND SHOULD NOT BE USED WITHOUT WRITTEN PERMISSION			
	ANGULAR ± ---°					

10 9 8 7 6 5 4 3 2 1



MATERIAL NYLON 6/6, 94V-0					
16	(38.10±0.20) 1.500±.008	(41.10±0.30) 1.618±.012			
15	(35.56±0.20) 1.400±.008	(38.56±0.30) 1.518±.012			
14	(33.02±0.18) 1.300±.007	(36.02±0.28) 1.418±.011			
28	(68.58±0.33) 2.700±.013	(71.58±0.46) 2.818±.018	13	(30.48±0.18) 1.200±.007	(33.48±0.28) 1.318±.011
27	(66.04±0.33) 2.600±.013	(69.04±0.46) 2.718±.018	12	(27.94±0.18) 1.100±.007	(30.94±0.28) 1.218±.011
26	(63.50±0.33) 2.500±.013	(66.50±0.46) 2.618±.018	11	(25.40±0.15) 1.000±.006	(28.40±0.25) 1.118±.010
25	(60.96±0.33) 2.400±.013	(63.96±0.43) 2.518±.017	10	(22.86±0.15) .900±.006	(25.86±0.25) 1.018±.010
24	(58.42±0.31) 2.300±.012	(61.42±0.43) 2.418±.017	9	(20.32±0.13) .800±.005	(23.32±0.23) .918±.009
23	(55.88±0.31) 2.200±.012	(58.88±0.43) 2.318±.017	8	(17.78±0.13) .700±.005	(20.78±0.23) .818±.009
22	(53.34±0.30) 2.100±.012	(56.34±0.41) 2.218±.016	7	(15.24±0.13) .600±.005	(18.24±0.23) .718±.009
21	(50.80±0.30) 2.000±.012	(53.80±0.41) 2.118±.016	6	(12.70±0.10) .500±.004	(15.70±0.23) .618±.009
20	(48.26±0.25) 1.900±.010	(51.26±0.36) 2.018±.014	5	(10.16±0.10) .400±.004	(13.16±0.20) .518±.008
19	(45.72±0.23) 1.800±.009	(48.72±0.33) 1.918±.013	4	(7.62±0.10) .300±.004	(10.62±0.20) .418±.008
18	(43.18±0.23) 1.700±.009	(46.18±0.33) 1.818±.013	3	(5.08±0.10) .200±.004	(8.08±0.20) .318±.008
17	(40.64±0.20) 1.600±.008	(43.64±0.30) 1.718±.012	2	(2.54±0.10) .100±.004	(5.54±0.20) .218±.008
No. OF CCTS	DIM. A	DIM. B	No. OF CCTS	DIM. A	DIM. B

- NOTES:
- FOR USE WITH TERMINAL 4809-(22-30 GA) CRIMP TYPE, MAX INSULATION (1.58)/0.062 DIA
  - TWO (2) HOUSINGS MAY BE STACKED END TO END
  - THIS PART CONFORMS TO MOLEX PRODUCT SPEC No. 10-07
  - PART No. PRECEDED BY LETTER DESIGNATES MANUG LOC. I=IRELAND
  - 19-28 CIRCUITS ARE NON STANDARD

22-01-4061	6471-06-2	6	2
22-01-4071	6471-07-2	7	2
22-01-4181	6471-18-2	18	2
PART No.	ENG. No.	No. OF CCTS	VOID LOCATION

<b>VOID</b> EC NO: UCP2012-3072 DRWN:MMSTROH 2012/03/19 CHKD:HKIPPER 2012/03/21 APPR:FSMITH 2012/03/28 G	DESCRIPTION REV	QUALITY SYMBOLS ▽=0 ▽=0 ▽=0	GENERAL TOLERANCES (UNLESS SPECIFIED) mm INCH 4 PLACES ± --- ± --- 3 PLACES ± --- ± .008 2 PLACES ± 0.20 ± .016 1 PLACE ± 0.40 ± --- 0 PLACE ± ±	DIMENSION STYLE IN/MM	SCALE 4:1	DESIGN UNITS INCH	THIRD ANGLE PROJECTION
		DRAWN BY MCASEY	DATE 1995/05/14	TITLE HOUSING K-K ANTI FISH HOOKING WITH LOCKING RAMP	MATERIAL NO. SEE CHART	DOCUMENT NO. SDE-6471-N*	SHEET NO. 1 OF 1
		CHECKED BY OCOSTELL	DATE 1998/08/31	APPROVED BY MWILHITE	DATE 1998/08/31	THIS DRAWING CONTAINS INFORMATION THAT IS PROPRIETARY TO MOLEX INCORPORATED AND SHOULD NOT BE USED WITHOUT WRITTEN PERMISSION	
		ANGULAR ±1/2° DRAFT WHERE APPLICABLE MUST REMAIN WITHIN DIMENSIONS					

9 8 7 6 5 4 3 2 1



	10	9	8	7	6	5	4	3	2	1
	22-01-2285	E-6471-281	28	○						
	設備無し NOT TOOLED	↑ -271	27	↑						
	22-01-2265	↑ -261	26							
	設備無し NOT TOOLED	↑ -251	25							
	22-01-2245	↑ -241	24							
	↑ -2235	↑ -231	23							
	↑ -2225	↑ -221	22							
	↑ -2215	↑ -211	21							
	↑ -2205	↑ -201	20							
	↑ -2195	↑ -191	19							
	↑ -2185	↑ -181	18							
	↑ -2175	↑ -171	17							
	↑ -2165	↑ -161	16							
	↑ -2155	↑ -151	15							
	↑ -2145	↑ -141	14							
	↑ -2135	↑ -131	13							
	↑ -2125	↑ -121	12							
	↑ -2115	↑ -111	11							
	↑ -2105	↑ -101	10							
	↑ -2095	↑ -091	9							
	↑ -2085	↑ -081	8							
	↑ -2075	↑ -071	7							
	↑ -2065	↑ -061	6							
	↑ -2055	↑ -051	5							
	↑ -2045	↑ -041	4							
	↓ -2035	↓ -031	3							
	22-01-2025	E-6471-021	2	○						
	PART NO.	ENG. NO.	極数 NO. OF CKTS.	補給部 RAMP & POL.RIBS	A	B				

注記  
NOTES

- 適合ターミナル 4809-\* (22-30 GA)  
クリンプ部 被覆外径 Φ1.58mm以下  
FOR USE TERMINAL 4809-\* (22-30 GA)  
CRIMP TYPE ,MAX. INSULATION Φ1.58mm
- ハウジングの端と端を合わせて積み重ねることができる。  
TWO(2) HOUSINGS MAY BE STACKED END TO END.
- ( ) 内寸法は参考寸法  
( ) DIMENSION IS FOR REFERENCE.
- 本製品は仕様書NO. 10-07に基づく。  
THIS PART CONFORMS TO MOLEX PRODUCT SPEC. NO.10-07
- △トレードマーク：MOLEXプラス1文字の製造国を示すアルファベットにて構成。  
(例：I=アイルランド)  
TRADE MARK FORMED BY MOLEX AND 1 MORE LETTER OF ALPHABET WHICH MEAN THE MANUFACTURING COUNTRY. (c.g. I=IRELAND)
- 19から28極は標準品ではありません。  
19-28 CIRCUITS ARE NON-STANDARD.
- 一般公差：±0.4  
GENERAL TOLERANCES:±0.4

VOID  
SEE SD-6471-N\*-\*\*

W	VOID	2 VOID	EC NO: UCP2012-3072	DRWN:MMSTROH 2012/03/19	CHKD:HKIPPER 2012/03/21	APPR:FSMITH 2012/03/28	QUALITY SYMBOLS	GENERAL TOLERANCES (UNLESS SPECIFIED)	DIMENSION STYLE		SCALE	DESIGN UNITS	THIRD ANGLE PROJECTION
	MMSTROH								UCP2012-3072	MM ONLY			
							▽E=0	4 PLACES ± --- ± ---	mm	INCH	---	METRIC	◎
							▽E=0	3 PLACES ± --- ± ---					
							▽E=0	2 PLACES ± --- ± ---					
								1 PLACE ± --- ± ---					
								0 PLACE ± ±					
								ANGULAR ± --- °					
V	新規作成 RELEASED (JC80224)	Y.K	Y.M	97/09/18				DRAFT WHERE APPLICABLE MUST REMAIN WITHIN DIMENSIONS	MATERIAL NO.	SEE CHART	DOCUMENT NO.	SDE-6471-N*-**	SHEET NO. 2 OF 2
記号 LTR	変更内容 REVISION RECORD	DR	CHK	DATE	W	REV			SIZE B	THIS DRAWING CONTAINS INFORMATION THAT IS PROPRIETARY TO MOLEX INCORPORATED AND SHOULD NOT BE USED WITHOUT WRITTEN PERMISSION			