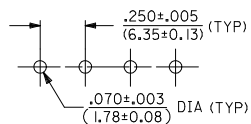


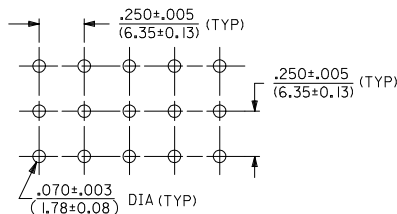
SEE CHARTS FOR "B" DIMENSION

P.C. BOARD MOUNTING DIMENSIONS

2, 3, & 4 POSITION HEADER ASSEMBLIES



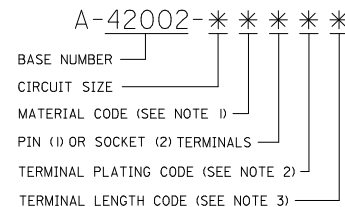
6, 9, 12 & 15 POSITION HEADER ASSEMBLIES



NOTES:

- 1) MATERIAL CODES:
 - *A*= NYLON 6/6, 94V-2, NATURAL
 - *C*= PLOYESTER, 94V-0, WHITE/NATURAL
 - *D*= NYLON V-2
COLOUR:BLACK(ZYTEL 101F)
 - *E*= NYLON V-2
COLOUR:NATURAL
 - GLOWWIRE COMPATIBLE WITH CTI OF 325V
- 2) PLATING CODES:
 - A = ES-88-P921
- 3) TERMINAL LENGTH CODES:
 - I= TERMINAL FOR .062/(1.57) THICK PC BOARD
- 4) DIMENSIONS ARE FOR REFERENCE ONLY UNLESS INDICATED OTHERWISE.
- 5) HEADER ASSEMBLY HOUSINGS MATE WITH :
PLUG HOUSINGS, .084/(2.13) DIA. SERIES: (42021-***)
- 6) CONTACTS ARE ON .250/(6.35) GRID CENTERLINE SPACING.

LEGEND:



25-06031

ENTER DESCRIPTION EC NO: 12010-0067 DRAWNS: S01 CHKD: GJLOWE APPR: KPRASAD REV: D1	QUALITY SYMBOLS ∇=0 ∇=0 ∇=0	GENERAL TOLERANCES (UNLESS SPECIFIED)		DIMENSION STYLE		SCALE	DESIGN UNITS	THIRD ANGLE PROJECTION			
				IN/MM		NTS	INCH				
						DRAWN BY	DATE	TITLE			
						SSUDHIR	2004/06/08	HEADER HOUSING ASSEMBLY .084/(2.13)DIA.SERIES			
				CHECKED BY		DATE					
				GJLOWE		2004/06/08					
				APPROVED BY		DATE					
				GJLOWE		2004/06/08					
				MATERIAL NO.		DOCUMENT NO.		SHEET NO.			
				SEE CHART		SDA-42002-*****		1 OF 2			
				THIS DRAWING CONTAINS INFORMATION THAT IS PROPRIETARY TO MOLEX INCORPORATED AND SHOULD NOT BE USED WITHOUT WRITTEN PERMISSION							

PART NO.	ENG. NO.	CIRCUIT SIZE	MATERIAL (SEE NOTE 1)	INSULATOR PART NO.	PLATING (SEE NOTE 2)	TERMINAL PART NO.	"B" DIM ±.015
10-84-4020	A-42002-2A1A1	2	A	42002-2A	A	42005-P921A	.17/(4,3)
10-84-5020	A-42002-2C1A1		C	42002-2C	A	42005-P921A	
10-84-4022	A-42002-2A2A1		A	42002-2A	A	42006-P921A	
10-84-5021	A-42002-2C2A1		C	42002-2C	A	42006-P921A	
367590101	36759-0101		D	366480042	A	42005-P921A	
367590141	36759-0141		D	366480042	A	42006-P921A	
367570101	36757-0101		E	367570001	A	42005-P921A	
367570141	36757-0141	F	367570001	A	42006-P921A		
10-84-4030	A-42002-3A1A1	3	A	42002-3A	A	42005-P921A	.17/(4,3)
10-84-5030	A-42002-3C1A1		C	42002-3C	A	42005-P921A	
10-84-4032	A-42002-3A2A1		A	42002-3A	A	42006-P921A	
10-84-5031	A-42002-3C2A1		C	42002-3C	A	42006-P921A	
367590102	36759-0102		D	366480043	A	42005-P921A	
367590142	36759-0142		D	366480043	A	42006-P921A	
367570102	36757-0102		E	367570002	A	42005-P921A	
367570142	36757-0142	E	367570002	A	42006-P921A		
10-84-4040	A-42002-4A1A1	4	A	42002-4A	A	42005-P921A	.17/(4,3)
10-84-5040	A-42002-4C1A1		C	42002-4C	A	42005-P921A	
10-84-4042	A-42002-4A2A1		A	42002-4A	A	42006-P921A	
10-84-5041	A-42002-4C2A1		C	42002-4C	A	42006-P921A	
367590103	36759-0103		D	366480044	A	42005-P921A	
367590143	36759-0143		D	366480044	A	42006-P921A	
367570103	36757-0103		E	367570003	A	42005-P921A	
367570143	36757-0143	E	367570003	A	42006-P921A		
10-84-4060	A-42002-6A1A1	6	A	42002-6A	A	42005-P921A	.17/(4,3)
10-84-5060	A-42002-6C1A1		C	42002-6C	A	42005-P921A	
10-84-4062	A-42002-6A2A1		A	42002-6A	A	42006-P921A	
10-84-5061	A-42002-6C2A1		C	42002-6C	A	42006-P921A	
367590104	36759-0104		D	366480045	A	42005-P921A	
367590144	36759-0144		D	366480045	A	42006-P921A	
367570104	36757-0104		E	367570004	A	42005-P921A	
367570144	36757-0144	E	367570004	A	42006-P921A		
10-84-4090	A-42002-9A1A1	9	A	42002-9A	A	42005-P921A	.17/(4,3)
10-84-5090	A-42002-9C1A1		C	42002-9C	A	42005-P921A	
10-84-4092	A-42002-9A2A1		A	42002-9A	A	42006-P921A	
10-84-5091	A-42002-9C2A1		C	42002-9C	A	42006-P921A	
367590105	36759-0105		D	366480046	A	42005-P921A	
367590145	36759-0145		D	366480046	A	42006-P921A	
367570105	36757-0105		E	367570005	A	42005-P921A	
367570145	36757-0145	E	367570005	A	42006-P921A		
10-84-4120	A-42002-12A1A1	12	A	42002-12A	A	42005-P921A	.17/(4,3)
10-84-5120	A-42002-12C1A1		C	42002-12C	A	42005-P921A	
10-84-4122	A-42002-12A2A1		A	42002-12A	A	42006-P921A	
10-84-5121	A-42002-12C2A1		C	42002-12C	A	42006-P921A	
367590106	36759-0106		D	366480047	A	42005-P921A	
367590146	36759-0146		D	366480047	A	42006-P921A	
367570106	36757-0106		E	367570006	A	42005-P921A	
367570146	36757-0146	E	367570006	A	42006-P921A		
10-84-4150	A-42002-15A1A1	15	A	42002-15A	A	42005-P921A	.17/(4,3)
10-84-5150	A-42002-15C1A1		C	42002-15C	A	42005-P921A	
10-84-4152	A-42002-15A2A1		A	42002-15A	A	42006-P921A	
10-84-5151	A-42002-15C2A1		C	42002-15C	A	42006-P921A	
367590107	36759-0107		D	366480057	A	42005-P921A	
367590147	36759-0147		D	366480057	A	42006-P921A	
367570107	36757-0107		E	367570007	A	42005-P921A	
367570147	36757-0147	E	367570007	A	42006-P921A		

ENTER DESCRIPTION ELEC NO: 2010-0067 DRWNS01 CHKDGJLW APPR:KFRASAD 2010/01/27 2010/01/27 2010/01/27	QUALITY SYMBOLS ∇=0 ∇=0 ∇=0	GENERAL TOLERANCES (UNLESS SPECIFIED) mm INCH		DIMENSION STYLE IN/MM		SCALE NTS	DESIGN UNITS INCH	THIRD ANGLE PROJECTION		
		4 PLACES ± --- ± --- 3 PLACES ± --- ± .005 2 PLACES ± 0.13 ± .010 1 PLACE ± 0.25 ± --- ANGULAR ± ---°		DRAWN BY SSUDHIR 2004/06/08 DATE		TITLE HEADER HOUSING ASSEMBLY .084/(2.13)DIA.SERIES		MOLEX INCORPORATED		
		DRAFT WHERE APPLICABLE MUST REMAIN WITHIN DIMENSIONS		SEE CHART		APPROVED BY GJLW 2004/06/08 DATE		DOCUMENT NO. SDA-42002-*****		SHEET NO. 2 OF 2
		THIS DRAWING CONTAINS INFORMATION THAT IS PROPRIETARY TO MOLEX INCORPORATED AND SHOULD NOT BE USED WITHOUT WRITTEN PERMISSION								