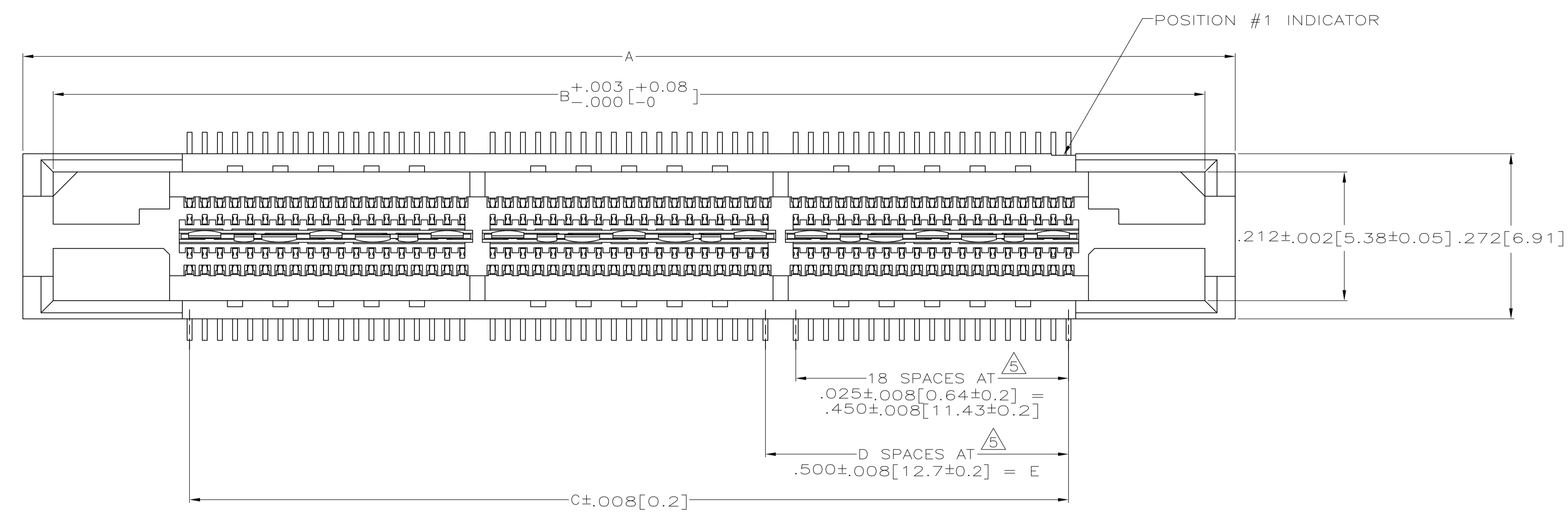
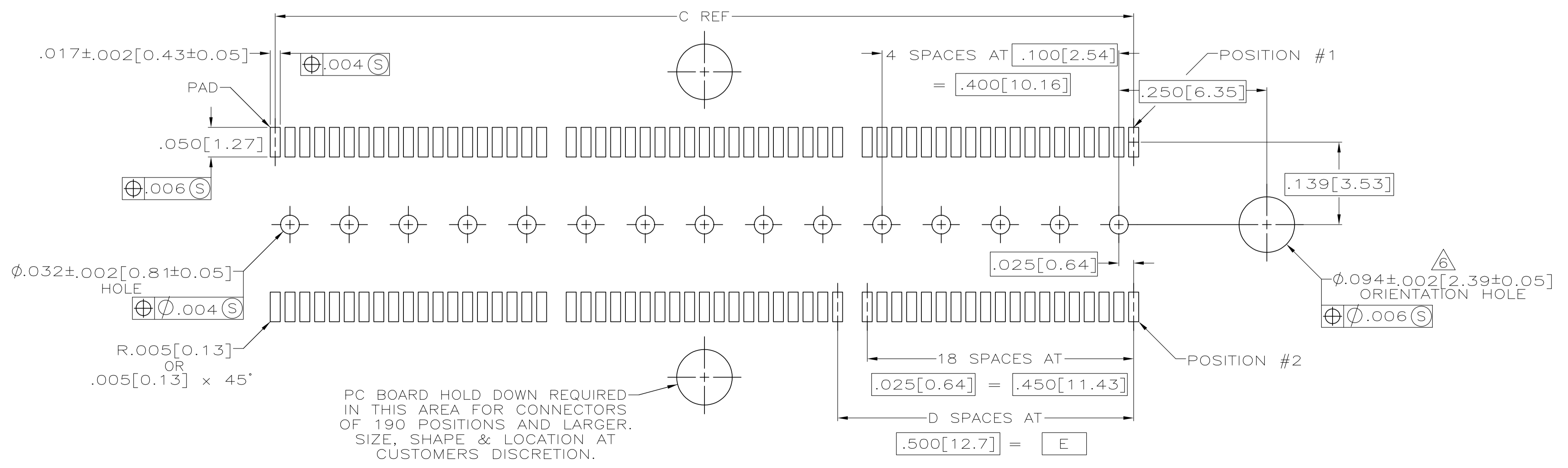
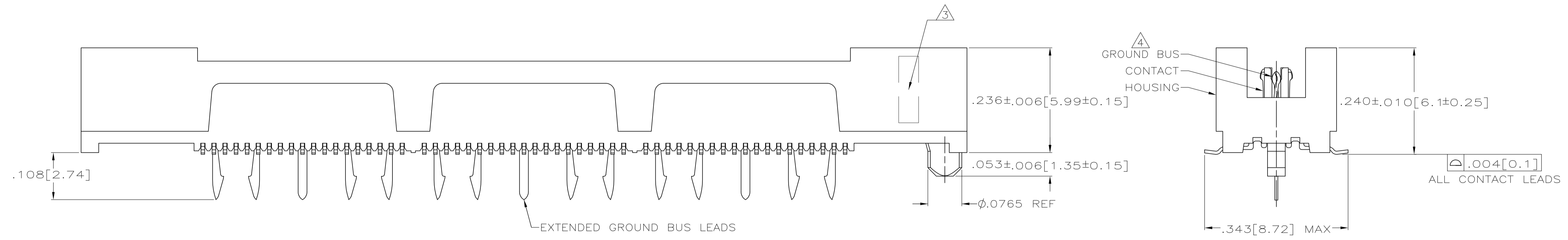


LOC		DIST		REVISIONS			
AD	47	REV	DATE	BY	CHK	APPV	
A1	REVISED PER ECO-11-004835		11MAR11	RK	HMR		



- $\triangle 1$ HOUSING: LIQUID CRYSTAL POLYMER, COLOR BLACK.
CONTACTS: HIGH RELIABILITY COPPER ALLOY.
GROUND BUSES: PHOSPHOR BRONZE ALLOY, UNS C51100.
- $\triangle 2$ CONTACTS & GROUND BUSES: NICKEL UNDERPLATE ALL OVER, MATING SURFACE PLATED TO MEET LEVEL 2 PERFORMANCE REQUIREMENTS OF TE CONNECTIVITY PRODUCT SPECIFICATION 108-1422, SOLDER TAILS PLATED MATTE TIN.
- $\triangle 3$ DATE CODE MARKED IN AREA INDICATED ON SIDE OPPOSITE POSITION #1.
- $\triangle 4$ ONE GROUND BUS WITH 5 TAILS PER EACH MODULE.
- $\triangle 5$ TOLERANCE NON-ACCUMULATIVE.
- $\triangle 6$ FOR SLIP-FIT APPLICATIONS, ORIENTATION HOLE TO BE $\phi .079 \pm .001 [2.00 \pm 0.03]$.



RECOMMENDED PC BOARD LAYOUT (VIEWED FROM CONNECTOR SIDE)

25-05986

3.000 [76.2]	6	3.450 [87.63]	3.900 [99.06]	4.000 [101.6]	266	5767054-7
2.500 [63.5]	5	2.950 [74.93]	3.400 [86.36]	3.500 [88.9]	228	5767054-6
2.000 [50.8]	4	2.450 [62.23]	2.900 [73.66]	3.000 [76.2]	190	5767054-5
1.500 [38.1]	3	1.950 [49.53]	2.400 [60.96]	2.500 [63.5]	152	5767054-4
1.000 [25.4]	2	1.450 [36.83]	1.900 [48.26]	2.000 [50.8]	114	5767054-3
.500 [12.7]	1	.950 [24.13]	1.400 [35.56]	1.500 [38.1]	76	5767054-2
.000 [0]	0	.450 [11.43]	.900 [22.86]	1.000 [25.4]	38	5767054-1
E	D	C	B	A	NO OF POS	PART NUMBER

THIS DRAWING IS A CONTROLLED DOCUMENT.

DIMENSIONS: INCHES

TOLERANCES UNLESS OTHERWISE SPECIFIED:

0 PLC	\pm	-
1 PLC	\pm	-
2 PLC	\pm	-
3 PLC	\pm	.005(0.13)
4 PLC	\pm	-
ANGLES	\pm	-

MATERIAL $\triangle 1$ FINISH $\triangle 2$

APPROVED: A. FERNANDEZ 01 OCT 04
 CHK: D. DIXON 01 OCT 04
 NAME: RECEPTACLE ASSEMBLY, VERTICAL, .025[0.64]CL, GULL WING LEADS, MICTOR
 PRODUCT SPEC: 108-1422
 APPLICATION SPEC: 114-11004
 WEIGHT: -
 SCALE: 1:1 SHEET 1 OF 1 REV A1

STE TE Connectivity

CUSTOMER DRAWING