

Fig. 1

- Pin interconnects available with straight MM #7007 or right angle MM #5005 solder tails. See page 182 for details.
- Sockets are available with straight MM #1304 or right angle MM #1305 solder tails. See pages 148 & 149 for details.
- MM #1304 and MM #1305 receptacles use Hi-Rel, 6-finger BeCu #47 contacts rated at 4.5 amps. Receptacles accept .030" diameter and .025" square pins. See page 221 for details.
- Insulators are high temp. thermoplastic.

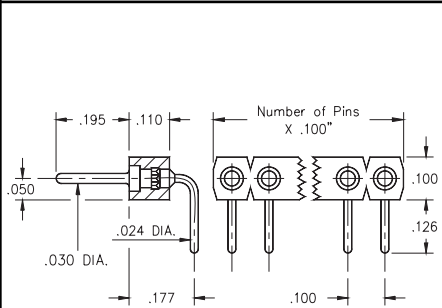



Fig. 2

Ordering Information

Fig. 1	Series 800...10-001	Straight Pin Header
	800-XX-0__-10-001000 Specify # of pins → 01-64	
Fig. 2	Series 800...20-001	Right Angle Pin Header
	800-XX-0__-20-001000 Specify # of pins → 02-64	

801-93-007-10-001000

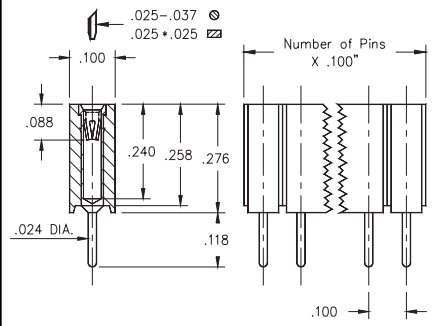


Fig. 3

For Electrical, Mechanical & Environmental Data, See pg. 4

XX=Plating Code See Below

For RoHS compliance select ◇ plating code.

SPECIFY PLATING CODE XX=	10◇	90	40◇	
Pin Plating	10μ" Au	200μ" Sn/Pb	200μ" Sn	

Fig. 3	Series 801...10-001	Straight Socket
	★ 44 Plating Non-Standard 801-XX-0__-10-001000 Specify # of pins → 01-50	

Fig. 4	Series 801...20-001	Right Angle Socket
	★ 44 Plating Non-Standard 801-XX-0__-20-001000 Specify # of pins → 01-50	

For Electrical, Mechanical & Environmental Data, See pg. 4

XX=Plating Code See Below

For RoHS compliance select ◇ plating code.

SPECIFY PLATING CODE XX=		93	99	43◇	44◇
Sleeve (Pin)		200μ" Sn/Pb	200μ" Sn/Pb	200μ" Sn	200μ" Sn
Contact (Clip)		30μ" Au	200μ" Sn/Pb	30μ" Au	200μ" Sn